



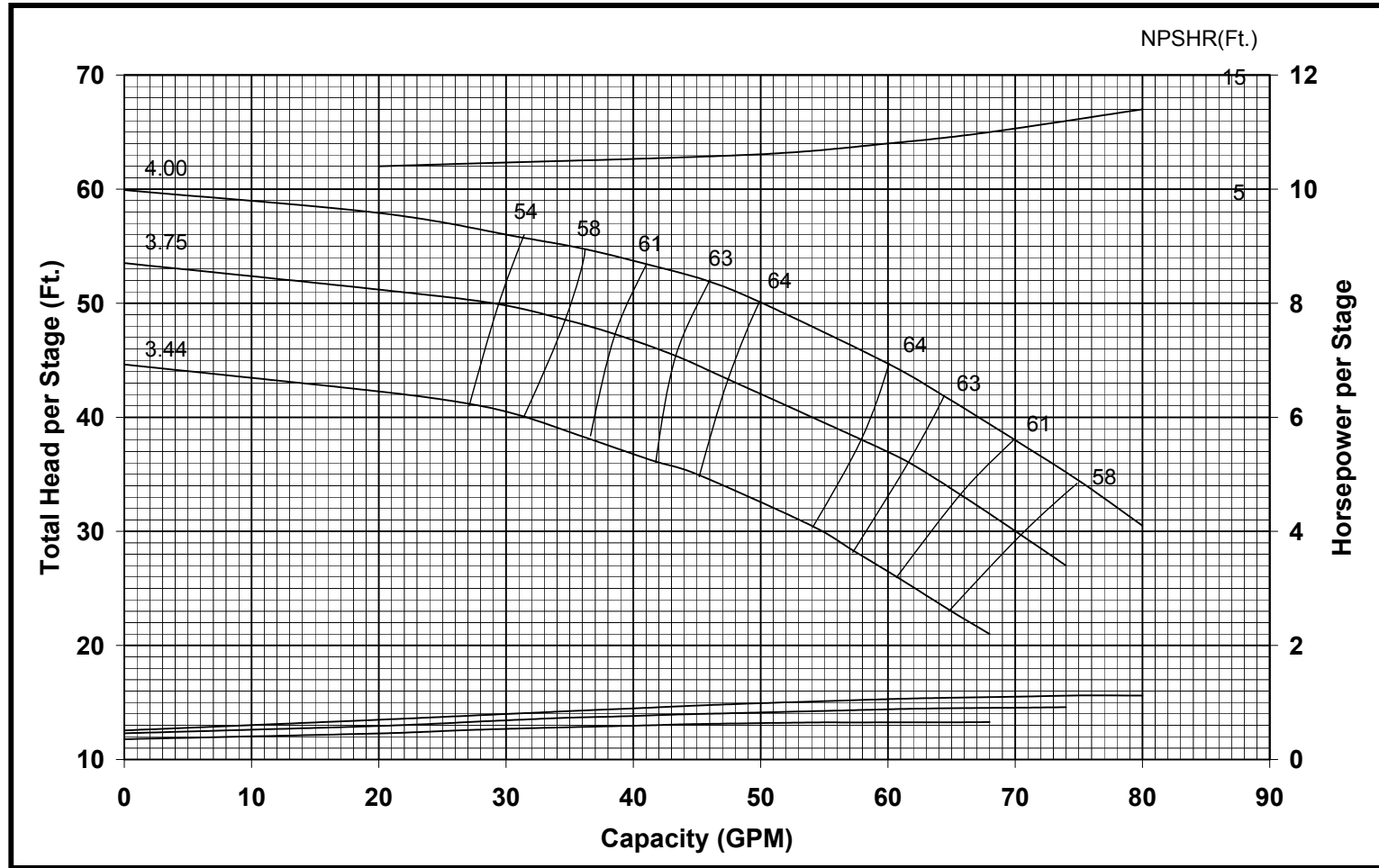
**Performance Curve - 60Hz -3500 RPM
Table of Content**

Bowl Model	Page		Bowl Model	Page		Bowl Model	Page
5WALC	3		8RJLC	27		11RAHC	51
5WAHC	4		8RJLO	28		11WALC	52
5CLC	5		8RJHC	29		11WAHC	53
5CHC	6		8RJHO	30		11CLC	54
5TLC	7		8DHLO	31		13RALC	55
5THC	8		8DHHC	32		13RAHC	56
6CLC	9		8DHHO	33			57
6CHC	10		9WALC	34			58
6DHLC	11		9WAHC	35			59
6DHLO	12		9RCLC	36			60
6DHHC	13		9RCLO	37			61
6DHHO	14		9RCHC	38			62
7RALC	15		9RCHO	39			63
7RAHC	16		9TLC	40			
7WALC	17		9THC	41			
7WAHC	18		10RALC	42			
7CLC	19		10RAHC	43			
7CLO	20		10WALC	44			
7CHC	21		10WAHC	45			
7CHO	22		10RJLC	46			
7TLC	23		10RJLO	47			
7THC	24		10RJMC	48			
8RALC	25		10RJMO	49			
8RAHC	26		11RALC	50			

Goulds Pumps

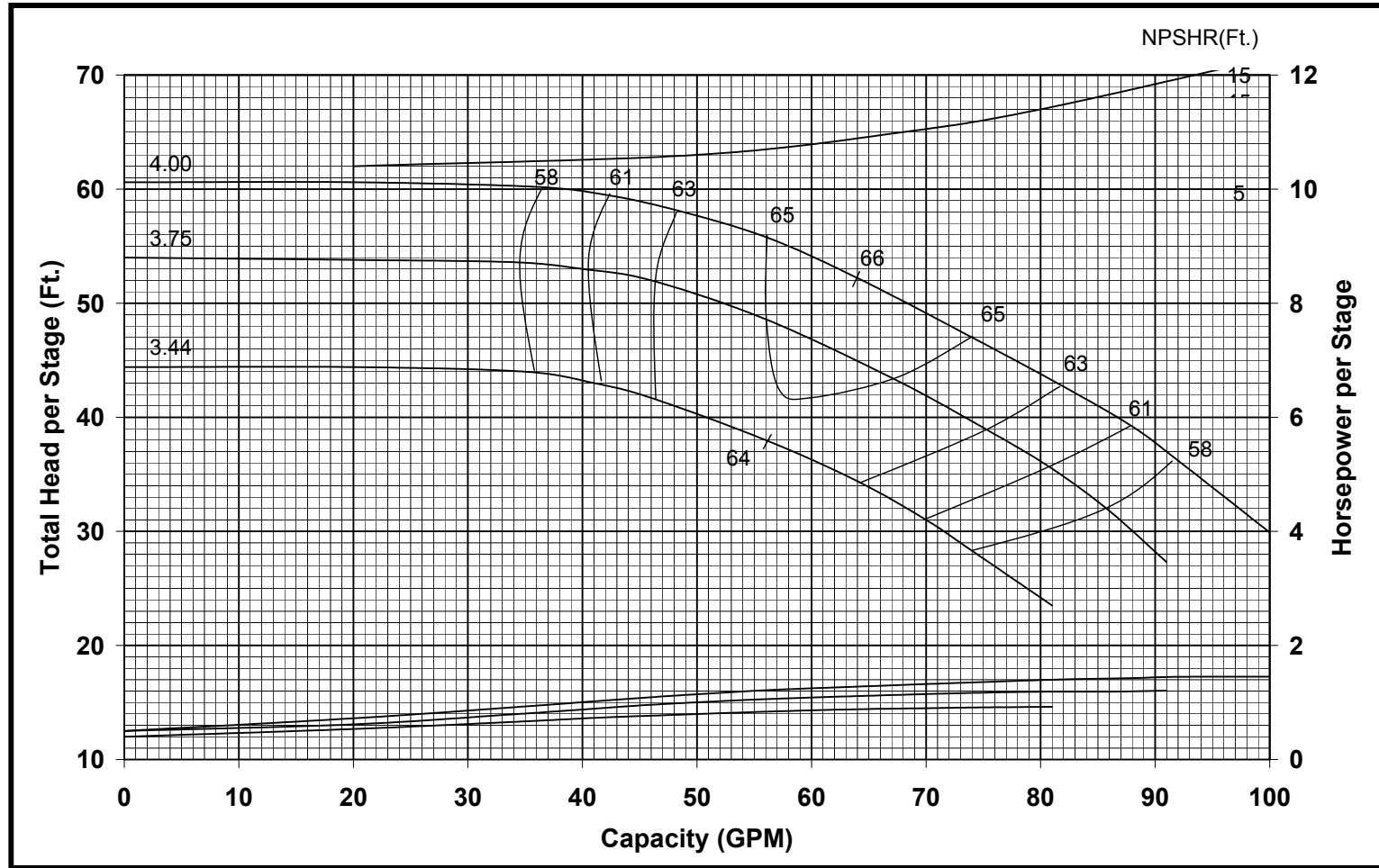


GOULDS PROPOSAL NO.	GOULDS S.O. NO.	INQUIRY NO.	CUSTOMER P.O. NO.	P.O. DATE	ITEM NO.	CUSTOMER
PROJECT	SERVICE		GPM CAPACITY	FT. TDH	% EFFICIENCY	RPM



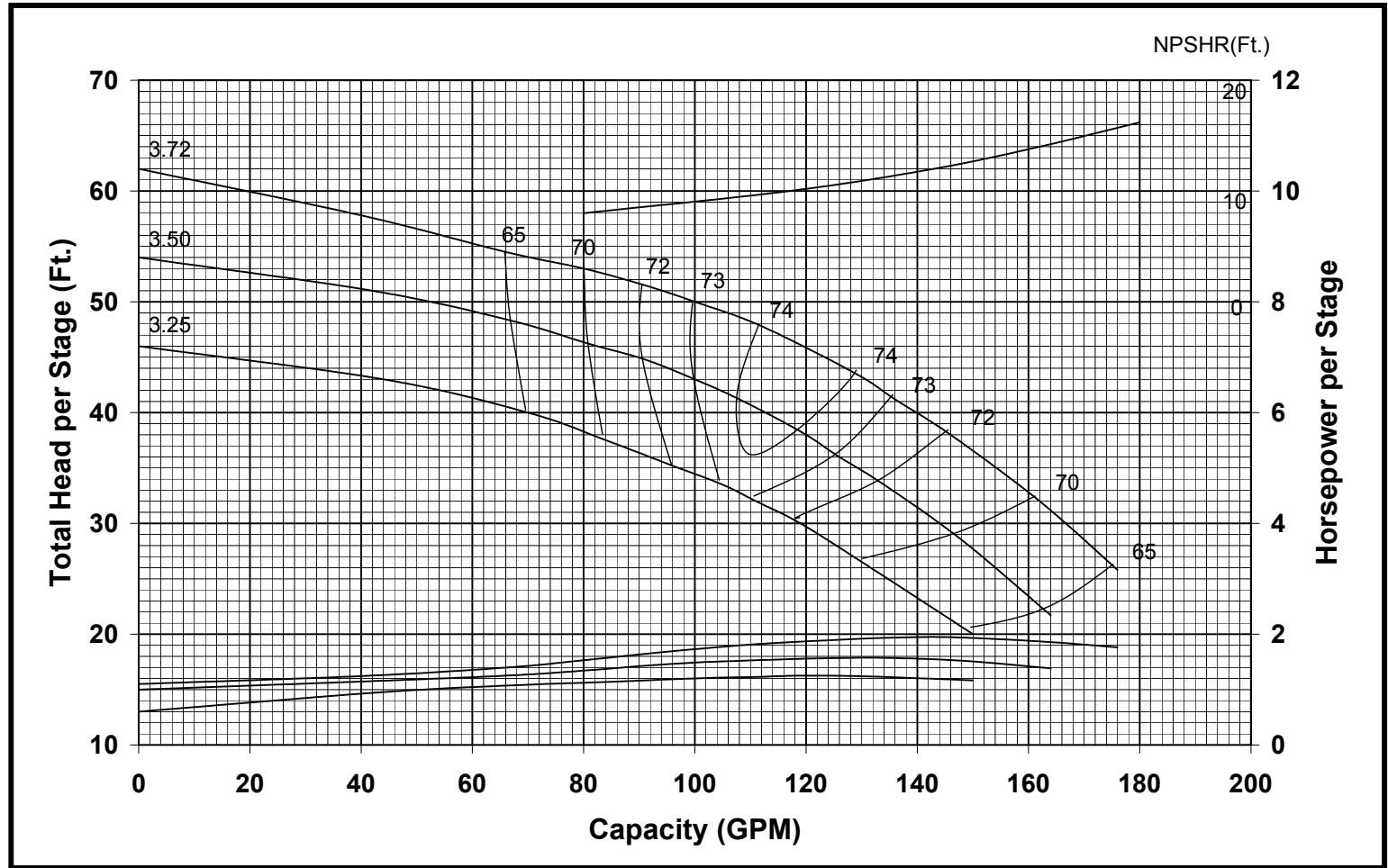
Curve No.	
E6205WBPC1	
Model	5WALC
RPM	3450
EFFICIENCY CORRECTION	
1-STAGE	-4.0
2-STAGE	-2.0
3-STAGE	-1.0
4-STAGE	0.0
Impeller	ENCLOSED
Ns =	1420
K =	1.18 LBS/FT
K(Bal.)=	N/A
Bowl O.D.	5.20"
Bowl Lateral	0.50"
Max. PSI	480
Disch size	3", 4"
GOULDS PUMPS	
TURBINE OPERATIONS	
Lubbock, Texas	
BOWL PERFORMANCE CURVE BASED ON PUMPING CLEAR, NON-AERATED WATER. RATED POINT ONLY IS GUARANTEED. CURVES REPRESENT SINGLE STAGE PERFORMANCE BASED ON TEST OF MULTI-STAGE BOWL ASSEMBLY. EFFICIENCY CORRECTION IS REQUIRED FOR LESSER STAGES.	

GOULDS PROPOSAL NO.	GOULDS S.O. NO.	INQUIRY NO.	CUSTOMER P.O. NO.	P.O. DATE	ITEM NO.	CUSTOMER
PROJECT	SERVICE		GPM CAPACITY	FT. TDH	% EFFICIENCY	RPM



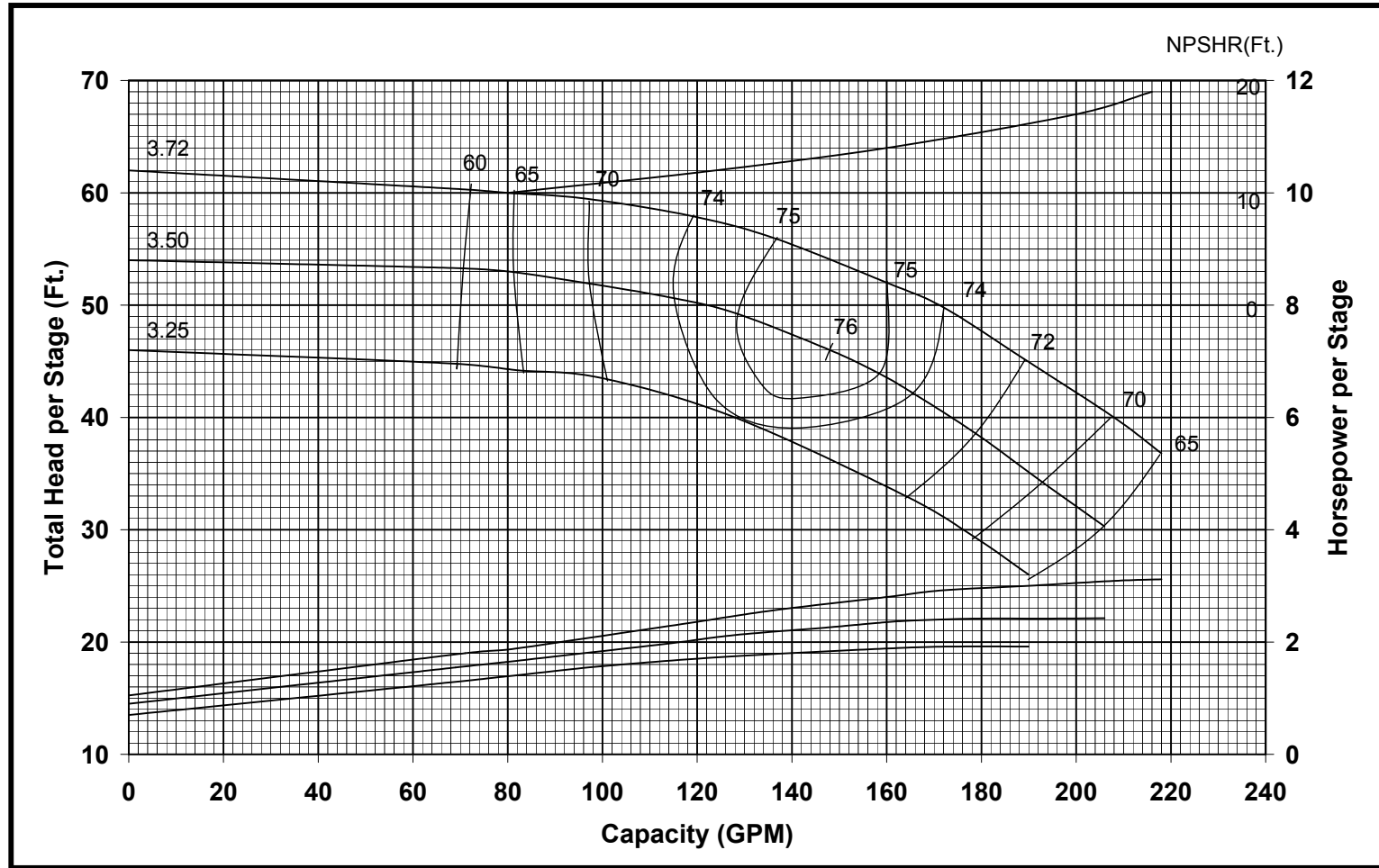
Curve No.	
E6205WAPC1	
Model	5WAHC
RPM	3450
EFFICIENCY CORRECTION	
1-STAGE	-4.0
2-STAGE	-2.0
3-STAGE	-1.0
4-STAGE	0.0
Impeller	ENCLOSED
Ns =	1450
K =	1.18 LBS/FT
K(Bal.)=	N/A
Bowl O.D.	5.20"
Bowl Lateral	0.50"
Max. PSI	480
Disch size	3", 4"
GOULDS PUMPS	
TURBINE OPERATIONS	
Lubbock, Texas	
BOWL PERFORMANCE CURVE BASED ON PUMPING CLEAR, NON-AERATED WATER. RATED POINT ONLY IS GUARANTEED. CURVES REPRESENT SINGLE STAGE PERFORMANCE BASED ON TEST OF MULTI-STAGE BOWL ASSEMBLY. EFFICIENCY CORRECTION IS REQUIRED FOR LESSER STAGES.	

GOULDS PROPOSAL NO.	GOULDS S.O. NO.	INQUIRY NO.	CUSTOMER P.O. NO.	P.O. DATE	ITEM NO.	CUSTOMER
PROJECT	SERVICE		GPM CAPACITY	FT. TDH	% EFFICIENCY	RPM



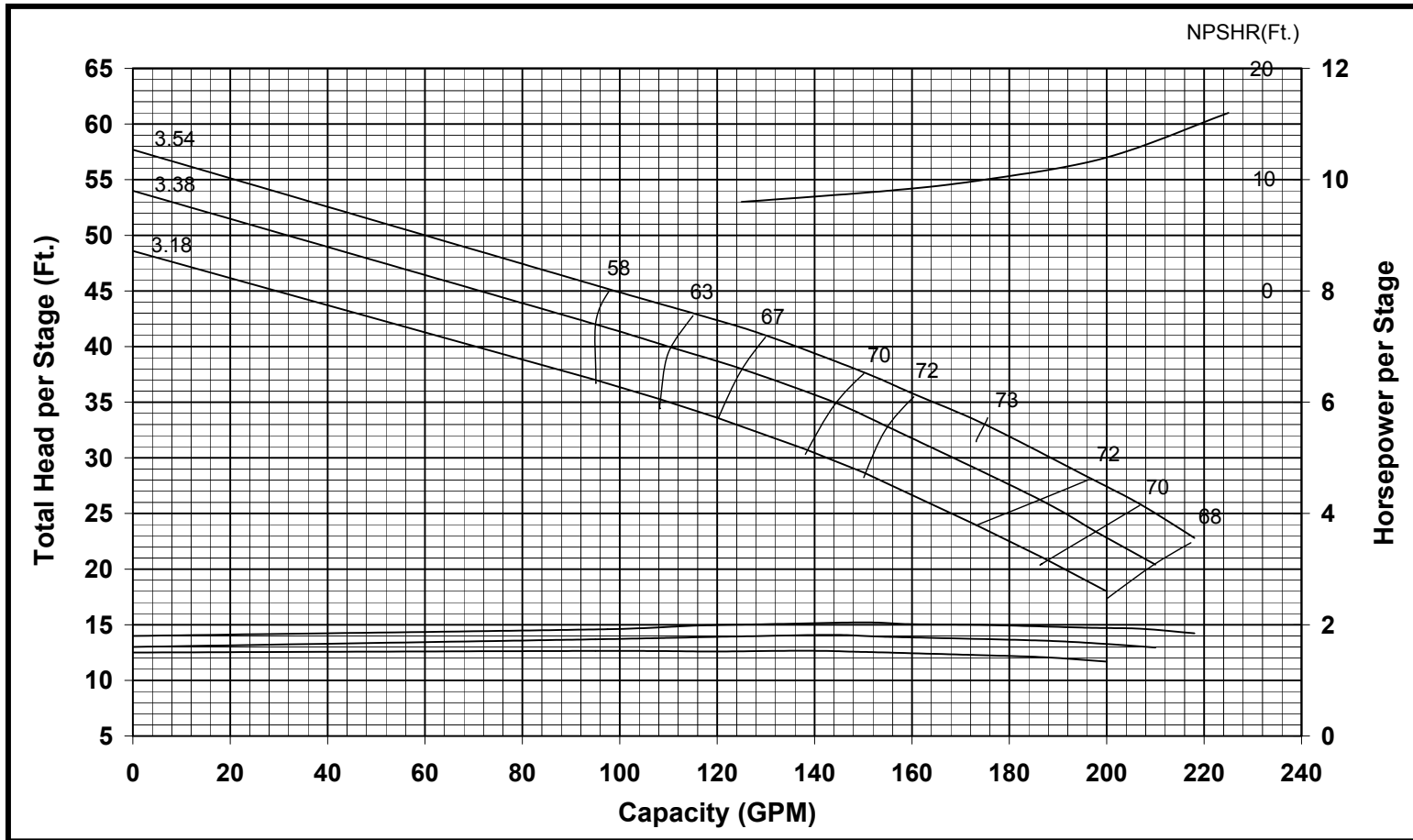
Curve No. E6205CFPC1	
Model	5CLC
RPM	3450
EFFICIENCY CORRECTION	
1-STAGE	-4.0
2-STAGE	-3.0
3-STAGE	-1.5
4-STAGE	0.0
Impeller	ENCLOSED
Ns =	2140
K =	1.40 LBS/FT
K(Bal.)=	N/A
Bowl O.D.	5.20"
Bowl Lateral	0.25"
Max. PSI	480
Disch size	3", 4"
GOULDS PUMPS	
TURBINE OPERATIONS	
Lubbock, Texas	
BOWL PERFORMANCE CURVE BASED ON PUMPING CLEAR, NON-AERATED WATER. RATED POINT ONLY IS GUARANTEED. CURVES REPRESENT SINGLE STAGE PERFORMANCE BASED ON TEST OF MULTI-STAGE BOWL ASSEMBLY. EFFICIENCY CORRECTION IS REQUIRED FOR LESSER STAGES.	

GOULDS PROPOSAL NO.	GOULDS S.O. NO.	INQUIRY NO.	CUSTOMER P.O. NO.	P.O. DATE	ITEM NO.	CUSTOMER
PROJECT	SERVICE		GPM CAPACITY	FT. TDH	% EFFICIENCY	RPM



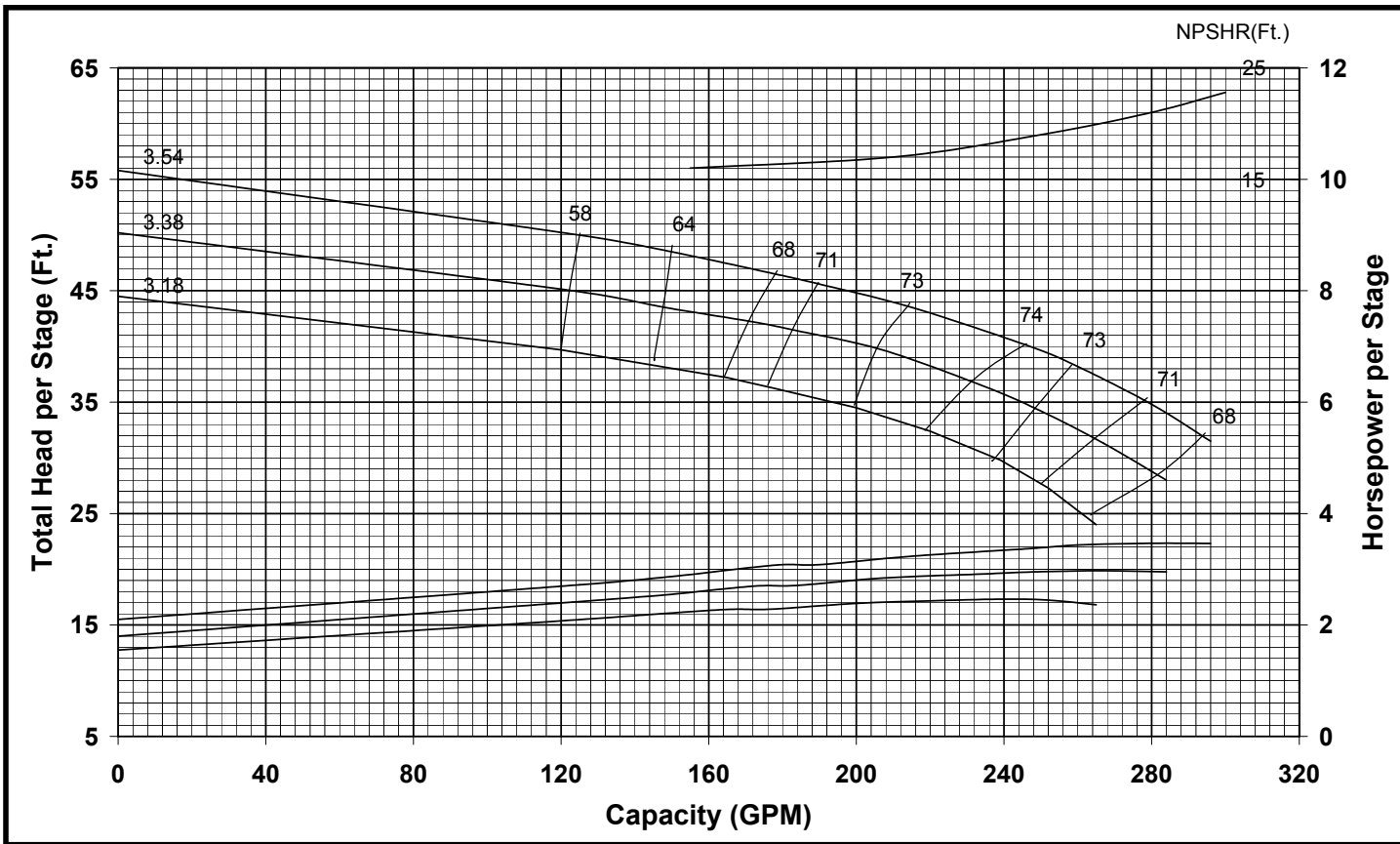
Curve No. E6205CCPC1	
Model	5CHC
RPM	3450
EFFICIENCY CORRECTION	
1-STAGE	-4.0
2-STAGE	-3.0
3-STAGE	-1.5
4-STAGE	0.0
Impeller	ENCLOSED
Ns =	2106
K =	1.30 LBS/FT
K(Bal.)=	N/A
Bowl O.D.	5.20"
Bowl Lateral	0.25"
Max. PSI	480
Disch size	3", 4"
GOULDS PUMPS	
TURBINE OPERATIONS	
Lubbock, Texas	
BOWL PERFORMANCE CURVE BASED ON PUMPING CLEAR, NON-AERATED WATER. RATED POINT ONLY IS GUARANTEED. CURVES REPRESENT SINGLE STAGE PERFORMANCE BASED ON TEST OF MULTI-STAGE BOWL ASSEMBLY. EFFICIENCY CORRECTION IS REQUIRED FOR LESSER STAGES.	

GOULDS PROPOSAL NO.	GOULDS S.O. NO.	INQUIRY NO.	CUSTOMER P.O. NO.	P.O. DATE	ITEM NO.	CUSTOMER
PROJECT		SERVICE	GPM CAPACITY	FT. TDH	% EFFICIENCY	RPM



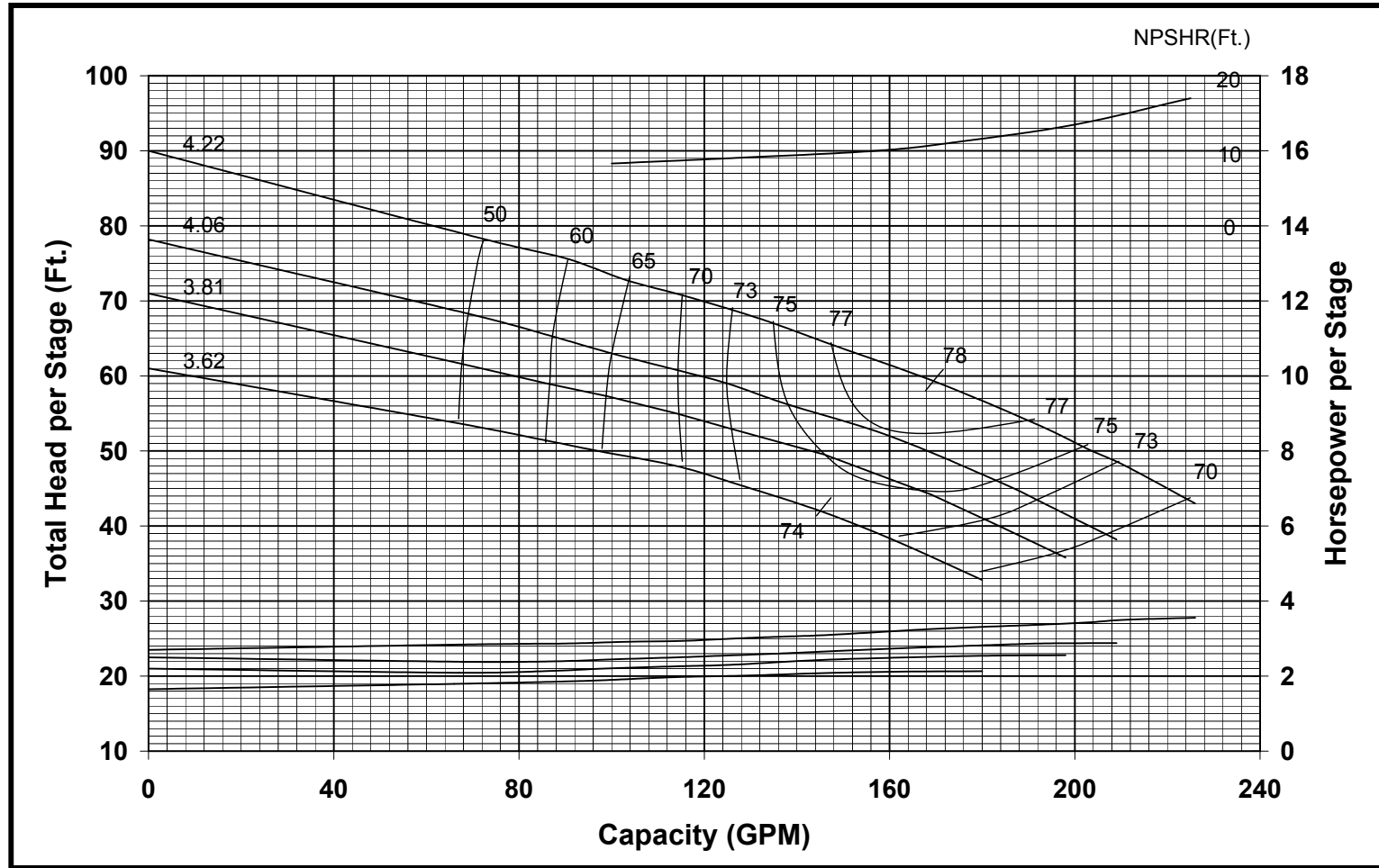
Curve No.	
E6205TAPC0	
Model	5TLC
RPM	3450
EFFICIENCY CORRECTION	
1-STAGE	-3.0
2-STAGE	-2.0
3-STAGE	-0.5
4-STAGE	0.0
Impeller ENCLOSED	
Ns =	3314
K =	2.36 LBS/FT
K(Bal.)=	N/A
Bowl O.D.	5.20"
Bowl Lateral	0.25"
Max. PSI	480
Disch size	3", 4"
GOULDS PUMPS	
TURBINE OPERATIONS	
Lubbock, Texas	
BOWL PERFORMANCE CURVE BASED ON PUMPING CLEAR, NON-AERATED WATER. RATED POINT ONLY IS GUARANTEED. CURVES REPRESENT SINGLE STAGE PERFORMANCE BASED ON TEST OF MULTI-STAGE BOWL ASSEMBLY. EFFICIENCY CORRECTION IS REQUIRED FOR LESSER STAGES.	

GOULDS PROPOSAL NO.	GOULDS S.O. NO.	INQUIRY NO.	CUSTOMER P.O. NO.	P.O. DATE	ITEM NO.	CUSTOMER
PROJECT	SERVICE		GPM CAPACITY	FT. TDH	% EFFICIENCY	RPM



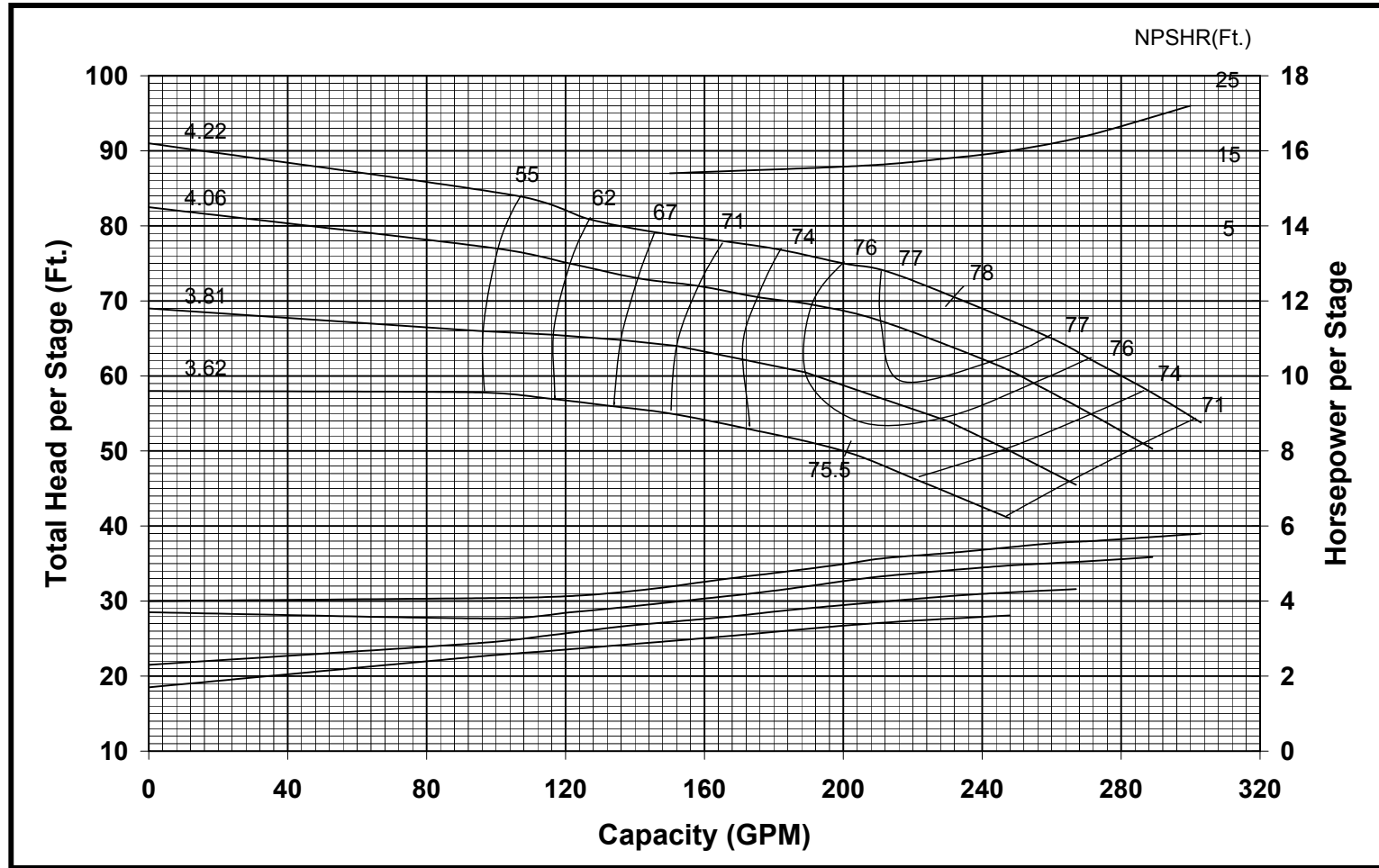
Curve No.	
E6205TEPC0	
Model	5THC
RPM	3450
EFFICIENCY CORRECTION	
1-STAGE	-3.0
2-STAGE	-2.0
3-STAGE	-1.0
4-STAGE	0.0
Impeller ENCLOSED	
Ns =	3395
K =	2.36 LBS/FT
K(Bal.)= N/A	
Bowl O.D.	5.20"
Bowl Lateral	0.25"
Max. PSI	480
Disch size	3", 4"
GOULDS PUMPS	
TURBINE OPERATIONS	
Lubbock, Texas	
BOWL PERFORMANCE CURVE	
BASED ON PUMPING CLEAR, NON-AERATED WATER.	
RATED POINT ONLY IS GUARANTEED. CURVES REPRESENT SINGLE STAGE PERFORMANCE BASED ON TEST OF MULTI-STAGE BOWL ASSEMBLY. EFFICIENCY CORRECTION IS REQUIRED FOR LESSER STAGES.	

GOULDS PROPOSAL NO.	GOULDS S.O. NO.	INQUIRY NO.	CUSTOMER P.O. NO.	P.O. DATE	ITEM NO.	CUSTOMER
PROJECT	SERVICE		GPM CAPACITY	FT. TDH	% EFFICIENCY	RPM



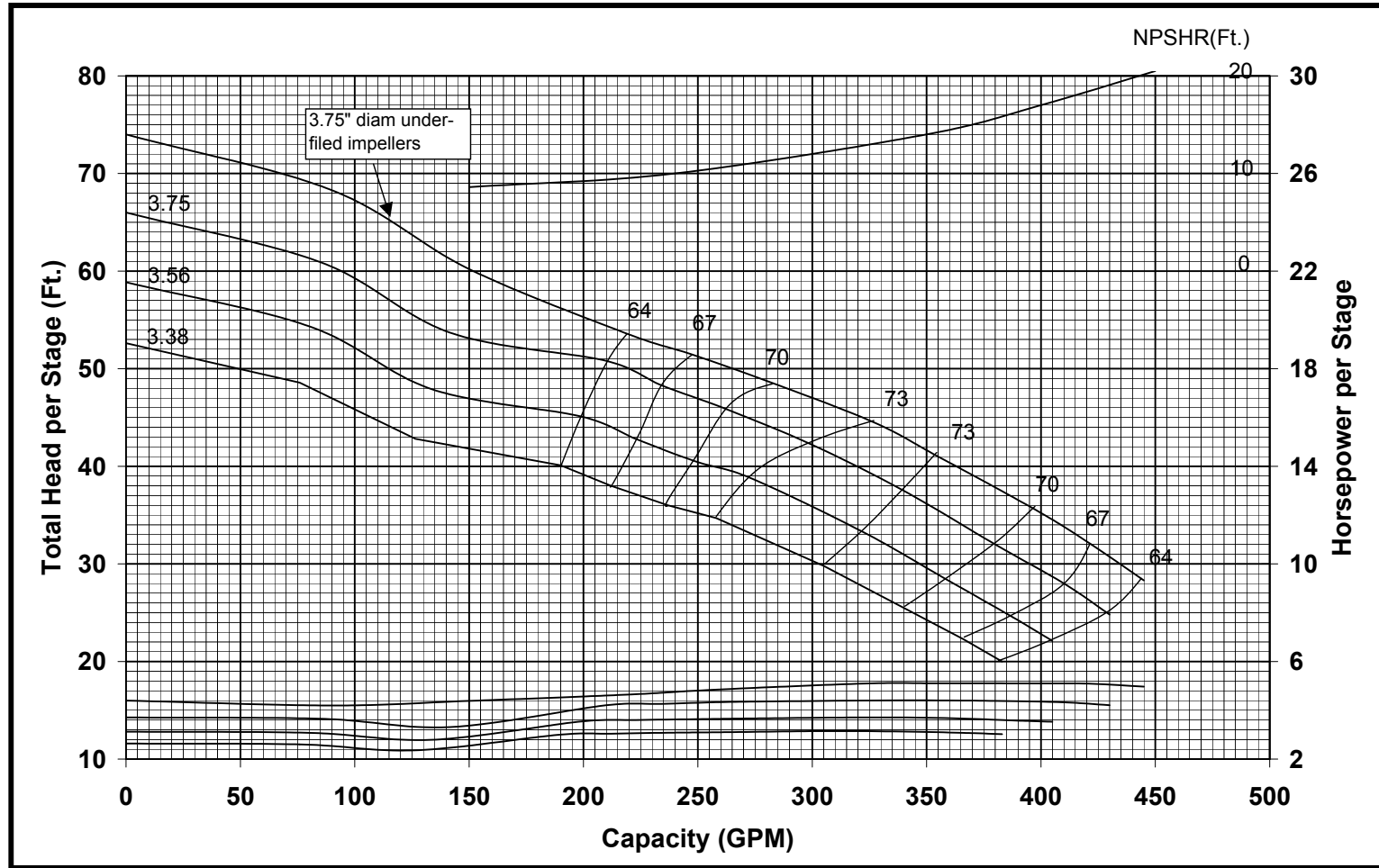
Curve No. E6206CFPC0	
Model 6CLC	
RPM 3450	
EFFICIENCY CORRECTION	
1-STAGE	-3.0
2-STAGE	-2.0
3-STAGE	-0.5
4-STAGE	0.0
Impeller ENCLOSED	
Ns = 2100	
K = 2.10 LBS/FT	
K(Bal.)= N/A	
Bowl O.D.	5.88"
Bowl Lateral	0.25"
Max. PSI	420
Disch size	3", 4"
GOULDS PUMPS	
TURBINE OPERATIONS Lubbock, Texas	
BOWL PERFORMANCE CURVE BASED ON PUMPING CLEAR, NON-AERATED WATER. RATED POINT ONLY IS GUARANTEED. CURVES REPRESENT SINGLE STAGE PERFORMANCE BASED ON TEST OF MULTI-STAGE BOWL ASSEMBLY. EFFICIENCY CORRECTION IS REQUIRED FOR LESSER STAGES.	

GOULDS PROPOSAL NO.	GOULDS S.O. NO.	INQUIRY NO.	CUSTOMER P.O. NO.	P.O. DATE	ITEM NO.	CUSTOMER
PROJECT	SERVICE		GPM CAPACITY	FT. TDH	% EFFICIENCY	RPM



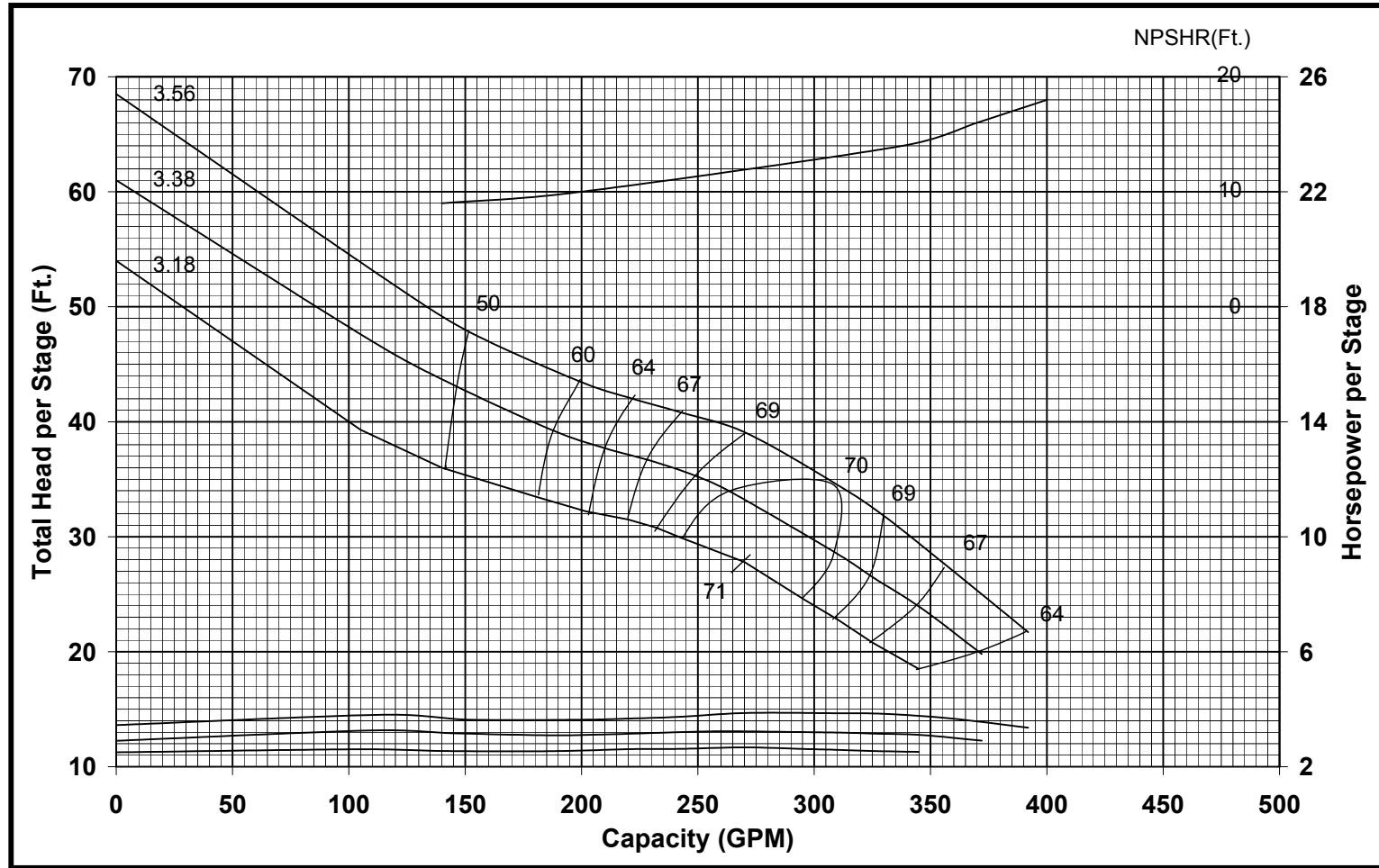
Curve No.	
E6206CCPC0	
Model	6CHC
RPM	3450
EFFICIENCY CORRECTION	
1-STAGE	-3.0
2-STAGE	-2.0
3-STAGE	-0.5
4-STAGE	0.0
Impeller	ENCLOSED
Ns =	2160
K =	2.10 LBS/FT
K(Bal.)=	N/A
Bowl O.D.	5.88"
Bowl Lateral	0.25"
Max. PSI	420
Disch size	3", 4"
GOULDS PUMPS	
TURBINE OPERATIONS	
Lubbock, Texas	
BOWL PERFORMANCE CURVE BASED ON PUMPING CLEAR, NON-AERATED WATER. RATED POINT ONLY IS GUARANTEED. CURVES REPRESENT SINGLE STAGE PERFORMANCE BASED ON TEST OF MULTI-STAGE BOWL ASSEMBLY. EFFICIENCY CORRECTION IS REQUIRED FOR LESSER STAGES.	

GOULDS PROPOSAL NO.	GOULDS S.O. NO.	INQUIRY NO.	CUSTOMER P.O. NO.	P.O. DATE	ITEM NO.	CUSTOMER
PROJECT	SERVICE		GPM CAPACITY	FT. TDH	% EFFICIENCY	RPM



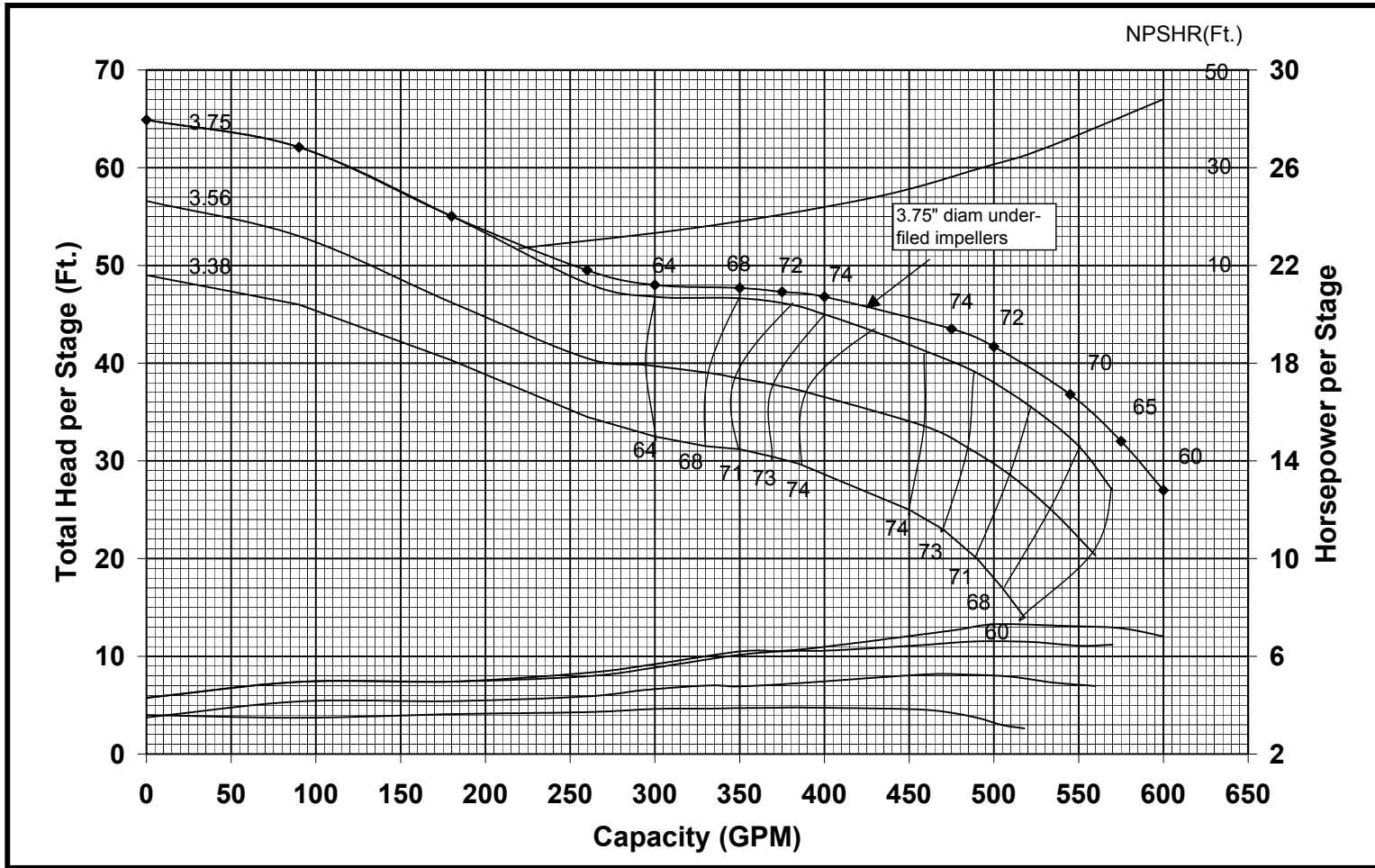
Curve No.	
E6206DEPC1	
Model	6DHLC
RPM	3450
EFFIEICIENCY CORRECTION	
1-STAGE	-3.0
2-STAGE	-2.0
3-STAGE	-0.5
4-STAGE	0.0
Impeller	ENCLOSED
Ns =	4280
K =	3.6 LBS/FT
K(Bal.)=	N/A
Bowl O.D.	5.44"
Bowl Lateral	0.44"
Max. PSI	200
Disch size	3", 4"
GOULDS PUMPS	
TURBINE OPERATIONS	
Lubbock, Texas	
BOWL PERFORMANCE CURVE BASED ON PUMPING CLEAR, NON-AERATED WATER. RATED POINT ONLY IS GUARANTEED. CURVES REPRESENT SINGLE STAGE PERFORMANCE BASED ON TEST OF MULTI-STAGE BOWL ASSEMBLY. EFFICIENCY CORRECTION IS REQUIRED FOR LESSER STAGES.	

GOULDS PROPOSAL NO.	GOULDS S.O. NO.	INQUIRY NO.	CUSTOMER P.O. NO.	P.O. DATE	ITEM NO.	CUSTOMER
PROJECT	SERVICE		GPM CAPACITY	FT. TDH	% EFFICIENCY	RPM



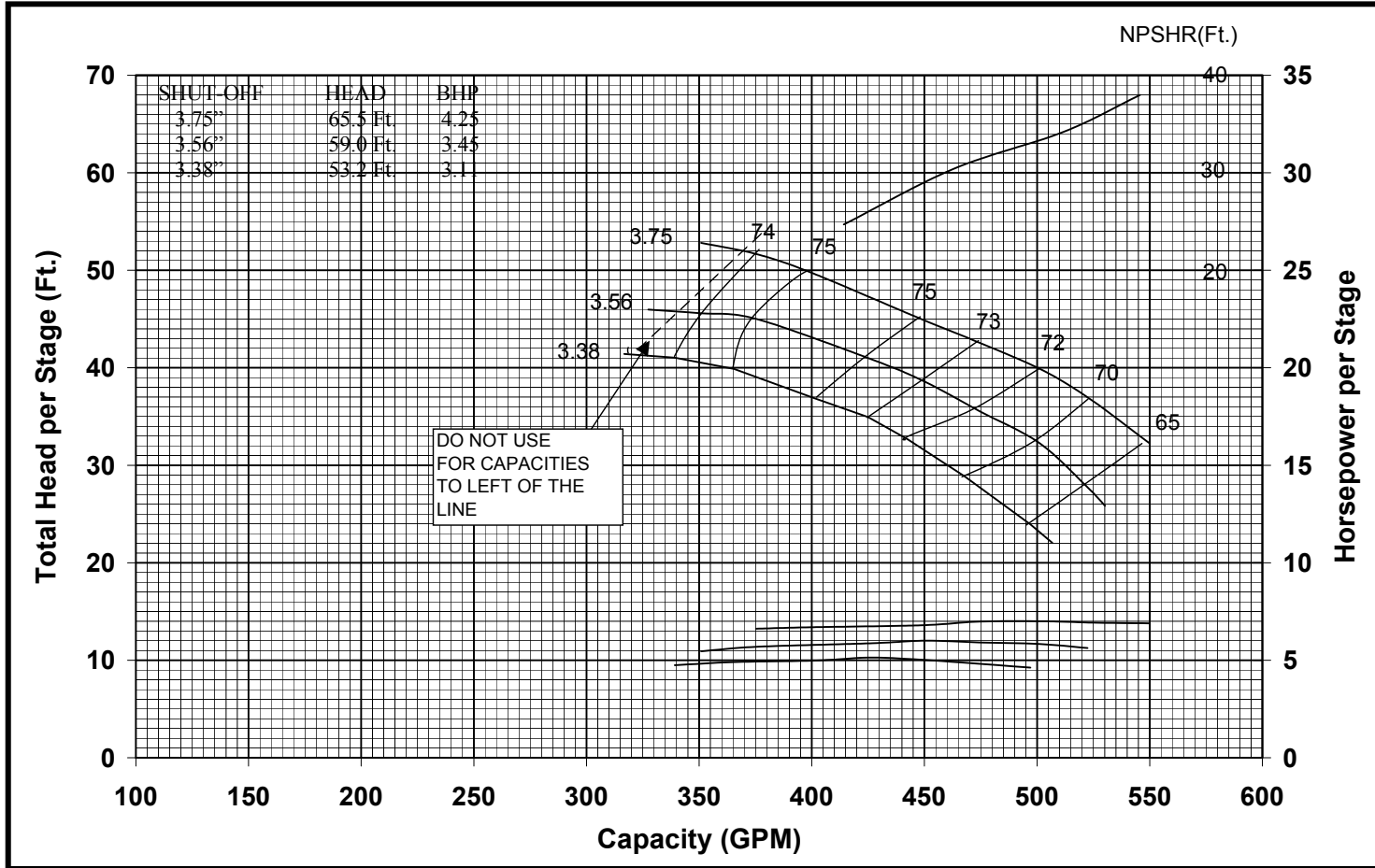
Curve No.	
E6206DFPC0	
Model	6DHLO
RPM	3450
EFFICIENCY CORRECTION	
1-STAGE	-3.0
2-STAGE	-2.0
3-STAGE	-1.0
4-STAGE	0.0
Impeller	OPEN
Ns =	4233
K =	5.6 LBS/FT
K(Bal.)=	N/A
Bowl O.D.	5.44"
Bowl Lateral	0.44"
Max. PSI	200
Disch size	3", 4"
GOULDS PUMPS	
TURBINE OPERATIONS	
Lubbock, Texas	
BOWL PERFORMANCE CURVE BASED ON PUMPING CLEAR, NON-AERATED WATER. RATED POINT ONLY IS GUARANTEED. CURVES REPRESENT SINGLE STAGE PERFORMANCE BASED ON TEST OF MULTI-STAGE BOWL ASSEMBLY. EFFICIENCY CORRECTION IS REQUIRED FOR LESSER STAGES.	

GOULDS PROPOSAL NO.	GOULDS S.O. NO.	INQUIRY NO.	CUSTOMER P.O. NO.	P.O. DATE	ITEM NO.	CUSTOMER
PROJECT	SERVICE		GPM CAPACITY	FT. TDH	% EFFICIENCY	RPM



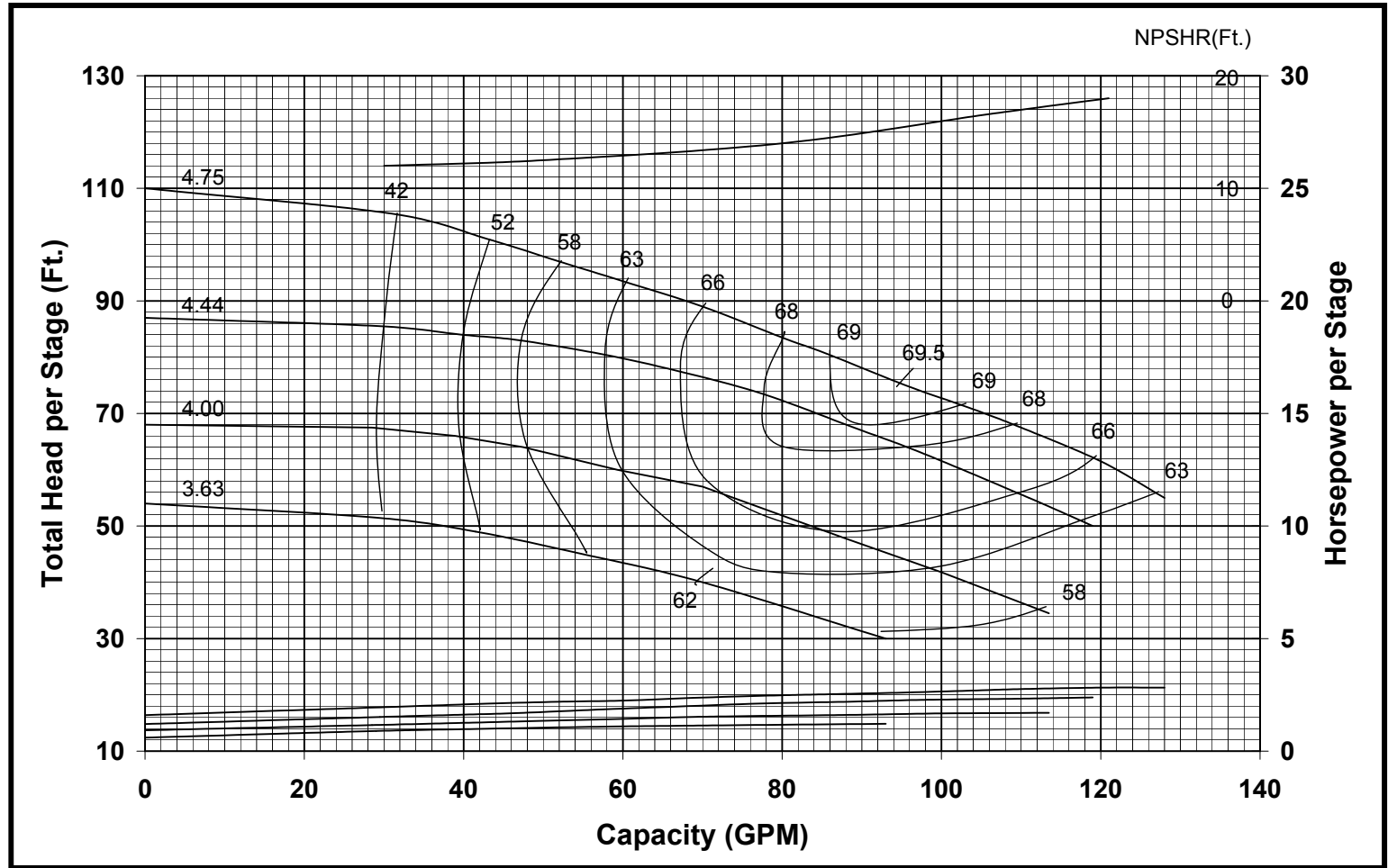
Curve No.	
E6206DCPC1	
Model	6DHHC
RPM	3450
EFFICIENCY CORRECTION	
1-STAGE	-3.0
2-STAGE	-2.0
3-STAGE	-0.5
4-STAGE	0.0
Impeller	ENCLOSED
Ns =	4395
K =	3.6 LBS/FT
K(Bal.)=	N/A
Bowl O.D.	5.44"
Bowl Lateral	0.44"
Max. PSI	200
Disch size	3", 4"
GOULDS PUMPS	
TURBINE OPERATIONS	
Lubbock, Texas	
BOWL PERFORMANCE CURVE BASED ON PUMPING CLEAR, NON-AERATED WATER. RATED POINT ONLY IS GUARANTEED. CURVES REPRESENT SINGLE STAGE PERFORMANCE BASED ON TEST OF MULTI-STAGE BOWL ASSEMBLY. EFFICIENCY CORRECTION IS REQUIRED FOR LESSER STAGES.	

GOULDS PROPOSAL NO.	GOULDS S.O. NO.	INQUIRY NO.	CUSTOMER P.O. NO.	P.O. DATE	ITEM NO.	CUSTOMER
PROJECT	SERVICE		GPM CAPACITY	FT. TDH	% EFFICIENCY	RPM



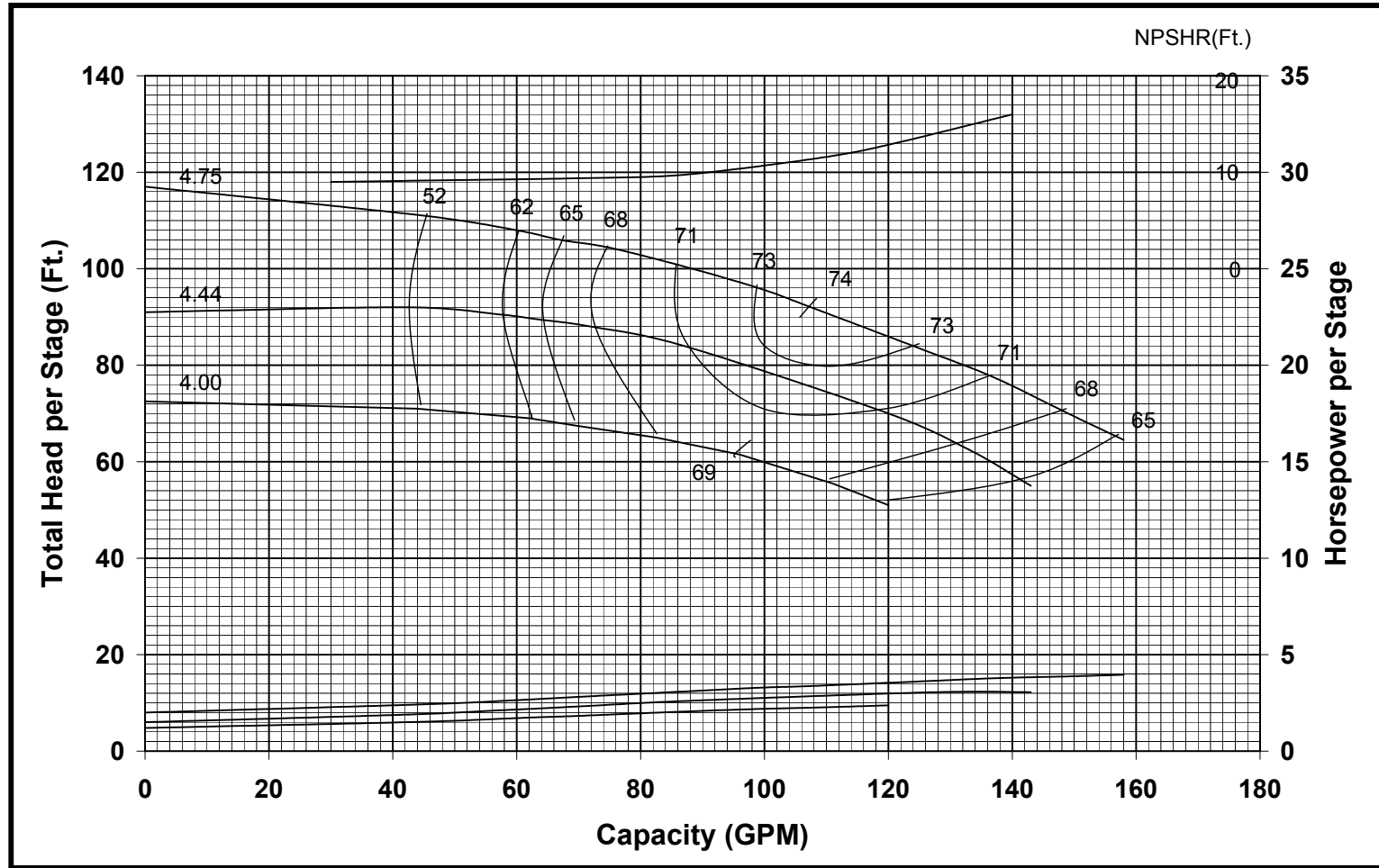
Curve No.	
E6206DDPC2	
Model	6DHHO
RPM	3450
EFFICIENCY CORRECTION	
1-STAGE	-3.0
2-STAGE	-2.0
3-STAGE	-1.0
4-STAGE	
Impeller OPEN	
Ns =	3950
K =	5.6 LBS/FT
K(Bal.)=	N/A
Bowl O.D.	5.44"
Bowl Lateral	0.44"
Max. PSI	200
Disch size	3", 4"
GOULDS PUMPS	
TURBINE OPERATIONS	
Lubbock, Texas	
BOWL PERFORMANCE CURVE BASED ON PUMPING CLEAR, NON-AERATED WATER. RATED POINT ONLY IS GUARANTEED. CURVES REPRESENT SINGLE STAGE PERFORMANCE BASED ON TEST OF MULTI-STAGE BOWL ASSEMBLY. EFFICIENCY CORRECTION IS REQUIRED FOR LESSER STAGES.	

GOULDS PROPOSAL NO.	GOULDS S.O. NO.	INQUIRY NO.	CUSTOMER P.O. NO.	P.O. DATE	ITEM NO.	CUSTOMER
PROJECT	SERVICE		GPM CAPACITY	FT. TDH	% EFFICIENCY	RPM



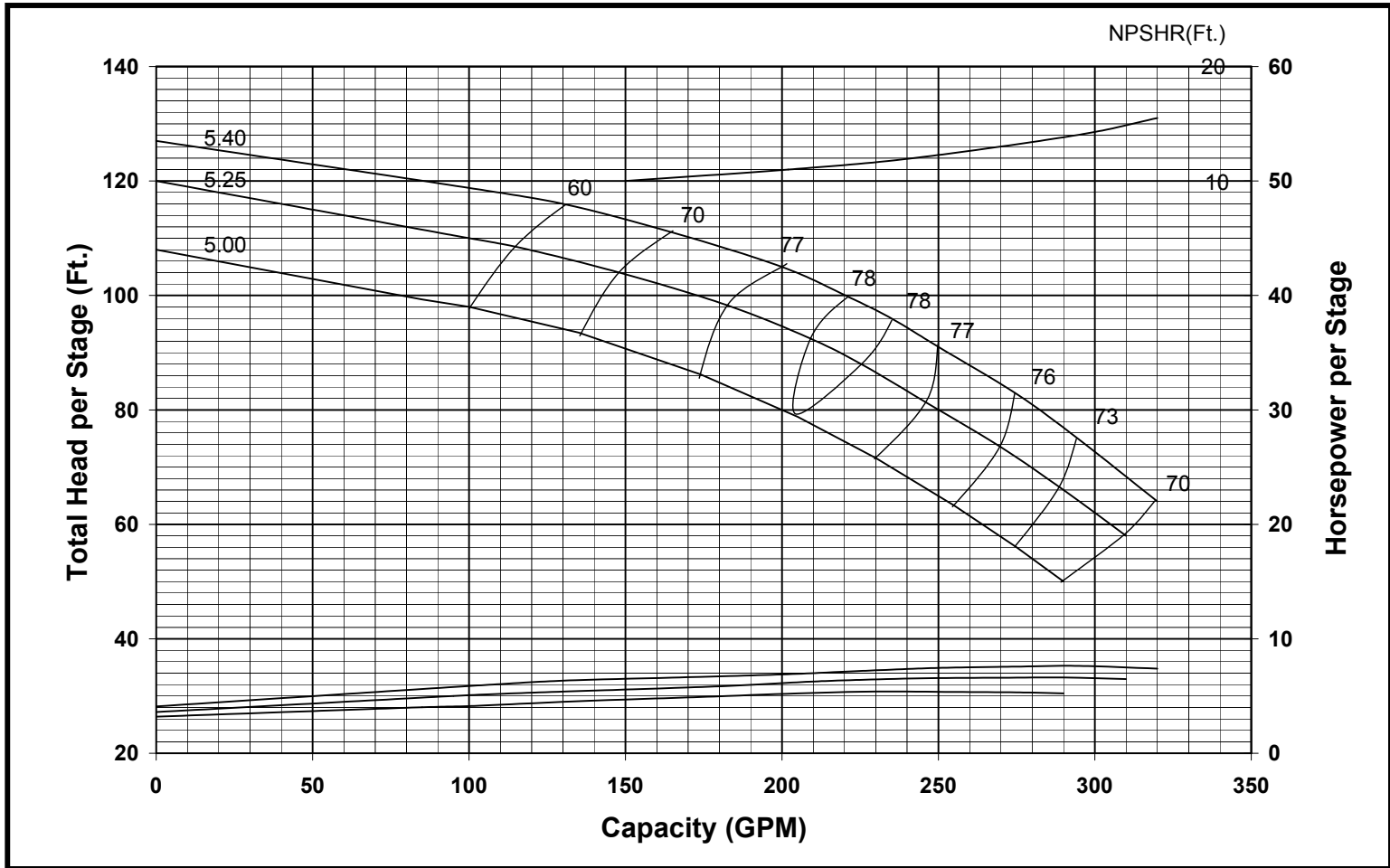
Curve No.	
E6207ACPC4	
Model	7RALC
RPM	3550
EFFIEICIENCY CORRECTION	
1-STAGE	-4.0
2-STAGE	-2.0
3-STAGE	-1.0
4-STAGE	0.0
Impeller	ENCLOSED
Ns =	1325
K =	1.61 LBS/FT
K(Bal.)=	N/A
Bowl O.D.	7.50"
Bowl Lateral	0.25"
Max. PSI	430
Disch size	3", 4"
GOULDS PUMPS	
TURBINE OPERATIONS	
Lubbock, Texas	
BOWL PERFORMANCE CURVE BASED ON PUMPING CLEAR, NON-AERATED WATER. RATED POINT ONLY IS GUARATEED. CURVES REPRESENT SINGLE STAGE PERFORMANCE BASED ON TEST OF MULTI-STAGE BOWL ASSEMBLY. EFFICIENCY CORRECTION IS REQUIRED FOR LESSER STAGES.	

GOULDS PROPOSAL NO.	GOULDS S.O. NO.	INQUIRY NO.	CUSTOMER P.O. NO.	P.O. DATE	ITEM NO.	CUSTOMER
PROJECT	SERVICE		GPM CAPACITY	FT. TDH	% EFFICIENCY	RPM



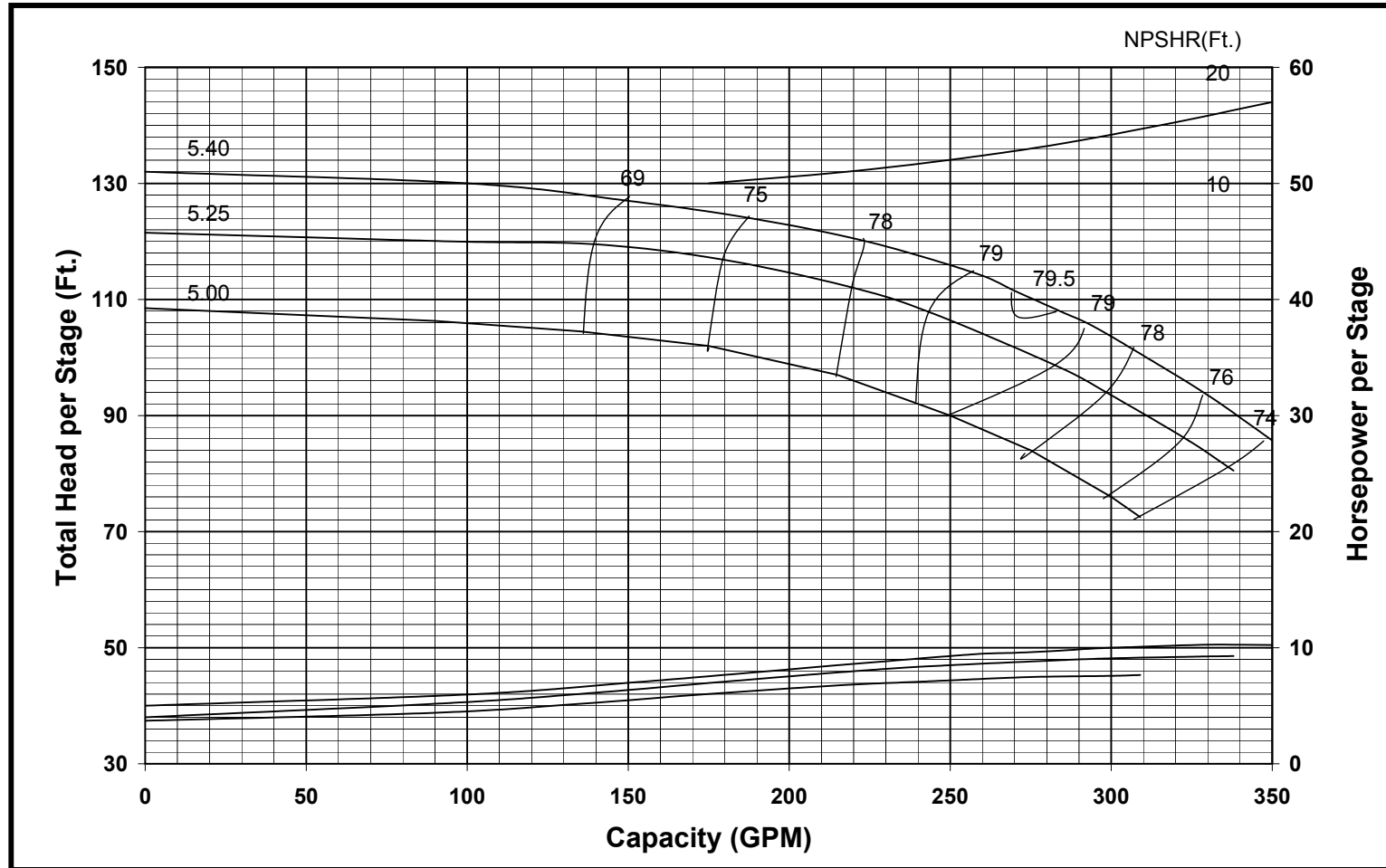
Curve No.	
E6207AAPC5	
Model	7RAHC
RPM	3550
EFFICIENCY CORRECTION	
1-STAGE	-4.0
2-STAGE	-2.0
3-STAGE	-1.0
4-STAGE	0.0
Impeller	ENCLOSED
Ns =	1290
K =	1.61 LBS/FT
K(Bal.)=	N/A
Bowl O.D.	7.50"
Bowl Lateral	0.25"
Max. PSI	430
Disch size	3", 4"
GOULDS PUMPS	
TURBINE OPERATIONS	
Lubbock, Texas	
BOWL PERFORMANCE CURVE BASED ON PUMPING CLEAR, NON-AERATED WATER. RATED POINT ONLY IS GUARANTEED. CURVES REPRESENT SINGLE STAGE PERFORMANCE BASED ON TEST OF MULTI-STAGE BOWL ASSEMBLY. EFFICIENCY CORRECTION IS REQUIRED FOR LESSER STAGES.	

GOULDS PROPOSAL NO.	GOULDS S.O. NO.	INQUIRY NO.	CUSTOMER P.O. NO.	P.O. DATE	ITEM NO.	CUSTOMER
PROJECT	SERVICE		GPM CAPACITY	FT. TDH	% EFFICIENCY	RPM



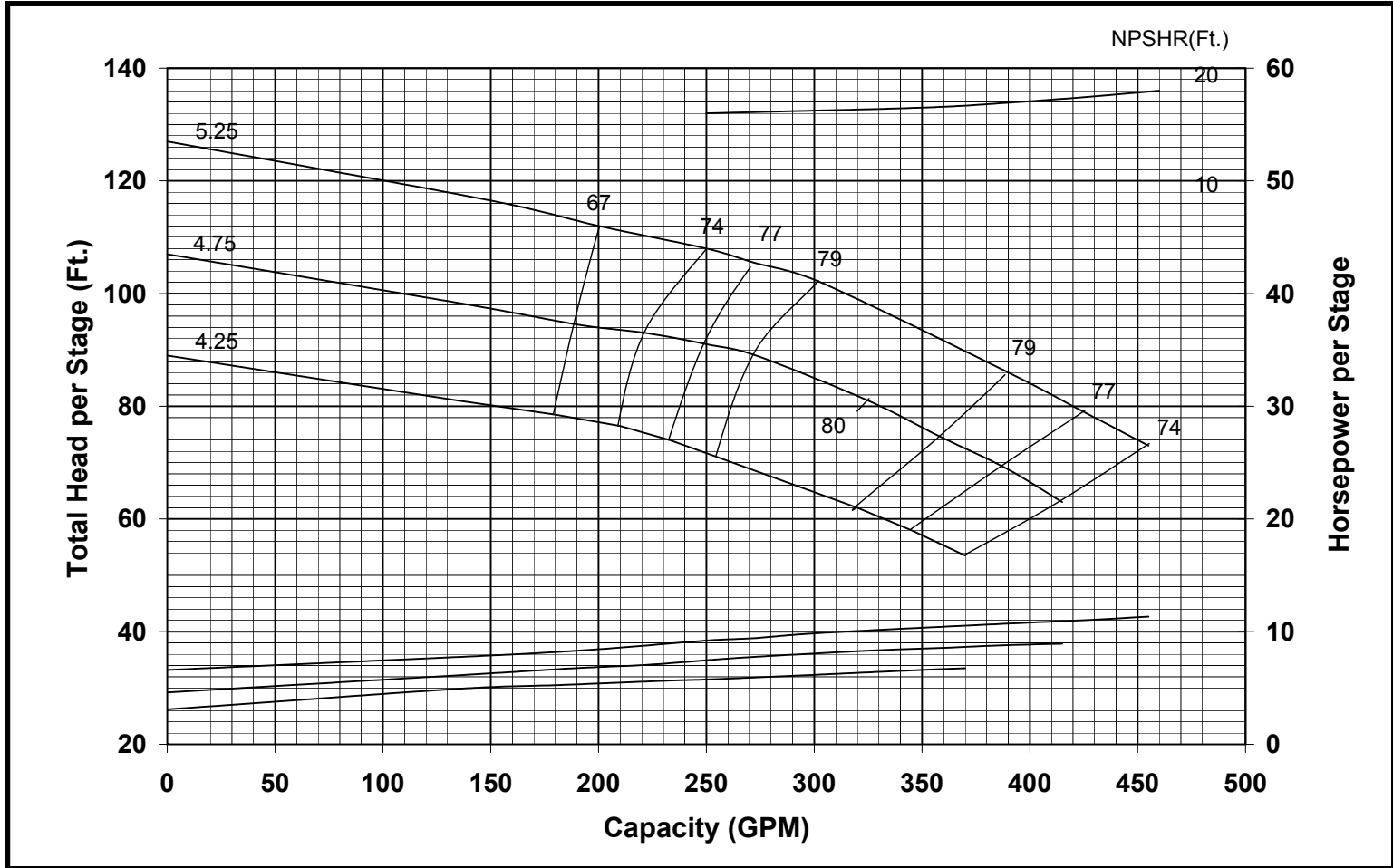
Curve No. E6207WBPC0	
Model 7WALC	
RPM 3450	
EFFICIENCY CORRECTION	
1-STAGE	-2.0
2-STAGE	-1.0
3-STAGE	-0.5
4-STAGE	0.0
Impeller ENCLOSED	
Ns = 1655	
K = 2.63 LBS/FT	
K(Bal.)= N/A	
Bowl O.D.	7.13"
Bowl Lateral	0.50"
Max. PSI	364
Disch size	4", 5", 6"
GOULDS PUMPS	
TURBINE OPERATIONS Lubbock, Texas	
BOWL PERFORMANCE CURVE BASED ON PUMPING CLEAR, NON-AERATED WATER. RATED POINT ONLY IS GUARANTEED. CURVES REPRESENT SINGLE STAGE PERFORMANCE BASED ON TEST OF MULTI-STAGE BOWL ASSEMBLY. EFFICIENCY CORRECTION IS REQUIRED FOR LESSER STAGES.	

GOULDS PROPOSAL NO.	GOULDS S.O. NO.	INQUIRY NO.	CUSTOMER P.O. NO.	P.O. DATE	ITEM NO.	CUSTOMER
PROJECT	SERVICE		GPM CAPACITY	FT. TDH	% EFFICIENCY	RPM



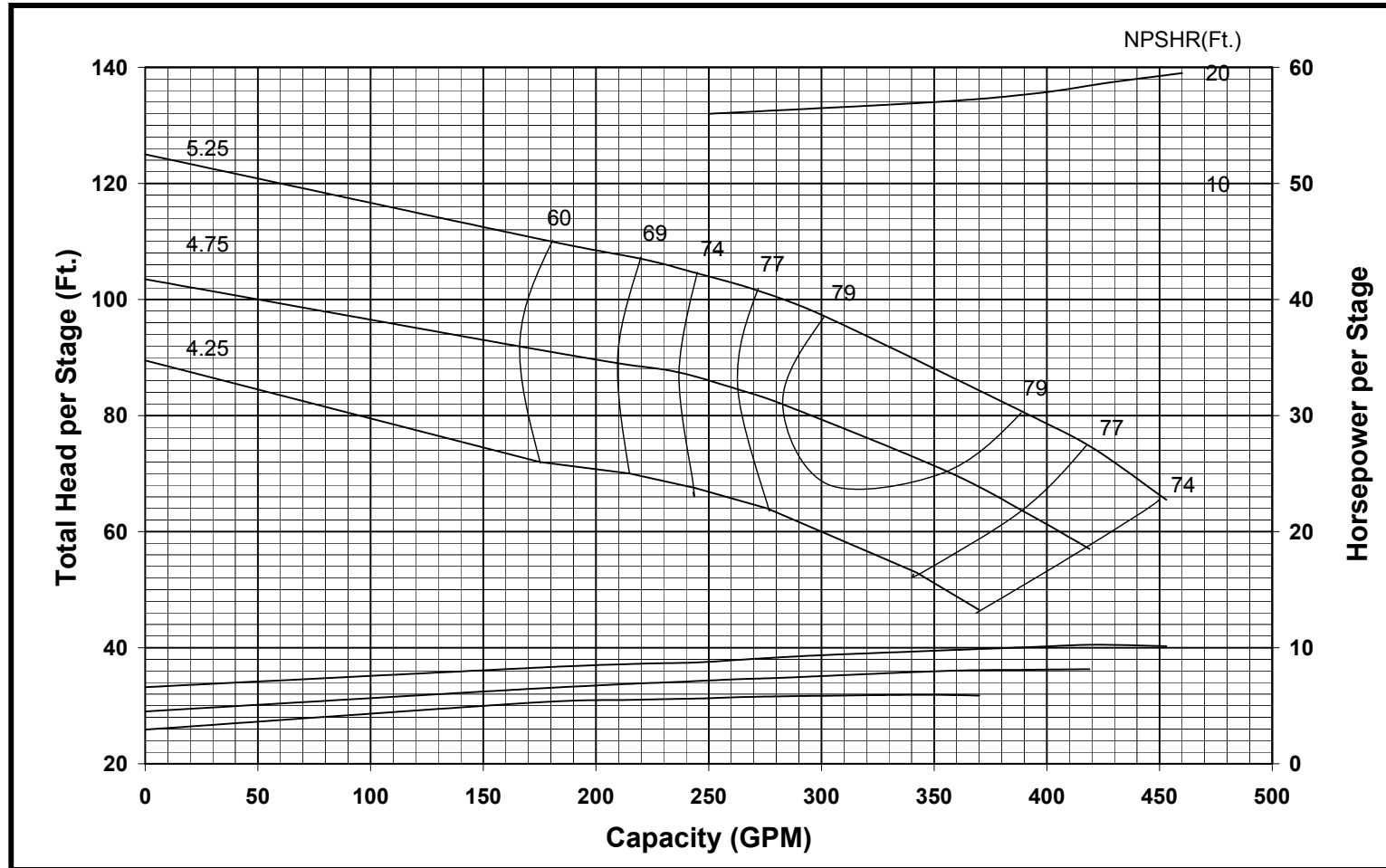
Curve No.	
E6207WAPC0	
Model	7WAHC
RPM	3450
EFFICIENCY CORRECTION	
1-STAGE	-2.0
2-STAGE	-1.0
3-STAGE	-0.5
4-STAGE	0.0
Impeller	ENCLOSED
Ns =	1684
K =	2.63 LBS/FT
K(Bal.)=	N/A
Bowl O.D.	7.13"
Bowl Lateral	0.50"
Max. PSI	364
Disch size	4", 5", 6"
GOULDS PUMPS	
TURBINE OPERATIONS	
Lubbock, Texas	
BOWL PERFORMANCE CURVE BASED ON PUMPING CLEAR, NON-AERATED WATER. RATED POINT ONLY IS GUARANTEED. CURVES REPRESENT SINGLE STAGE PERFORMANCE BASED ON TEST OF MULTI-STAGE BOWL ASSEMBLY. EFFICIENCY CORRECTION IS REQUIRED FOR LESSER STAGES.	

GOULDS PROPOSAL NO.	GOULDS S.O. NO.	INQUIRY NO.	CUSTOMER P.O. NO.	P.O. DATE	ITEM NO.	CUSTOMER
PROJECT	SERVICE		GPM CAPACITY	FT. TDH	% EFFICIENCY	RPM



Curve No. E6207CFPC1	
Model 7CLC	
RPM 3450	
EFFICIENCY CORRECTION	
1-STAGE	-3.0
2-STAGE	-1.0
3-STAGE	0.0
4-STAGE	0.0
Impeller ENCLOSED	
Ns = 2183	
K = 3.5 LBS/FT	
K(Bal.)= N/A	
Bowl O.D.	7.13"
Bowl Lateral	0.50"
Max. PSI	415
Disch size	4", 5", 6"
GOULDS PUMPS	
TURBINE OPERATIONS	
Lubbock, Texas	
BOWL PERFORMANCE CURVE BASED ON PUMPING CLEAR, NON-AERATED WATER. RATED POINT ONLY IS GUARANTEED. CURVES REPRESENT SINGLE STAGE PERFORMANCE BASED ON TEST OF MULTI-STAGE BOWL ASSEMBLY. EFFICIENCY CORRECTION IS REQUIRED FOR LESSER STAGES.	

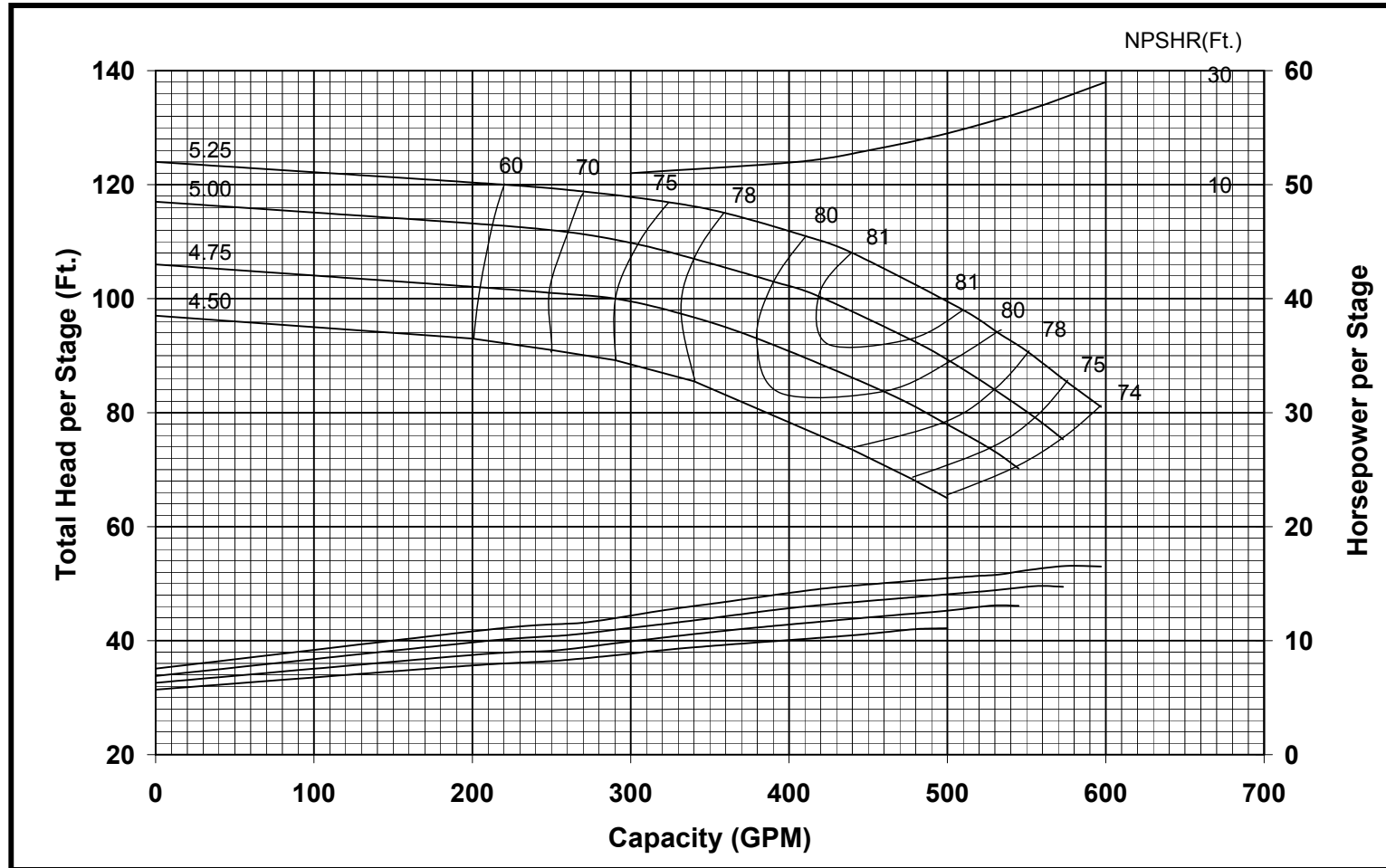
GOULDS PROPOSAL NO.	GOULDS S.O. NO.	INQUIRY NO.	CUSTOMER P.O. NO.	P.O. DATE	ITEM NO.	CUSTOMER
PROJECT	SERVICE		GPM CAPACITY	FT. TDH	% EFFICIENCY	RPM



Curve No. E6207CJPC0	
Model 7CLO	
RPM 3450	
EFFICIENCY CORRECTION	
1-STAGE	-2.0
2-STAGE	-1.0
3-STAGE	-0.5
4-STAGE	0.0
Impeller OPEN	
Ns = 2160	
K = 3.8 LBS/FT	
K(Bal.)= N/A	
Bowl O.D.	7.13"
Bowl Lateral	0.50"
Max. PSI	415
Disch size	4", 5", 6"
GOULDS PUMPS	
TURBINE OPERATIONS Lubbock, Texas	
BOWL PERFORMANCE CURVE BASED ON PUMPING CLEAR, NON-AERATED WATER. RATED POINT ONLY IS GUARANTEED. CURVES REPRESENT SINGLE STAGE PERFORMANCE BASED ON TEST OF MULTI-STAGE BOWL ASSEMBLY. EFFICIENCY CORRECTION IS REQUIRED FOR LESSER STAGES.	

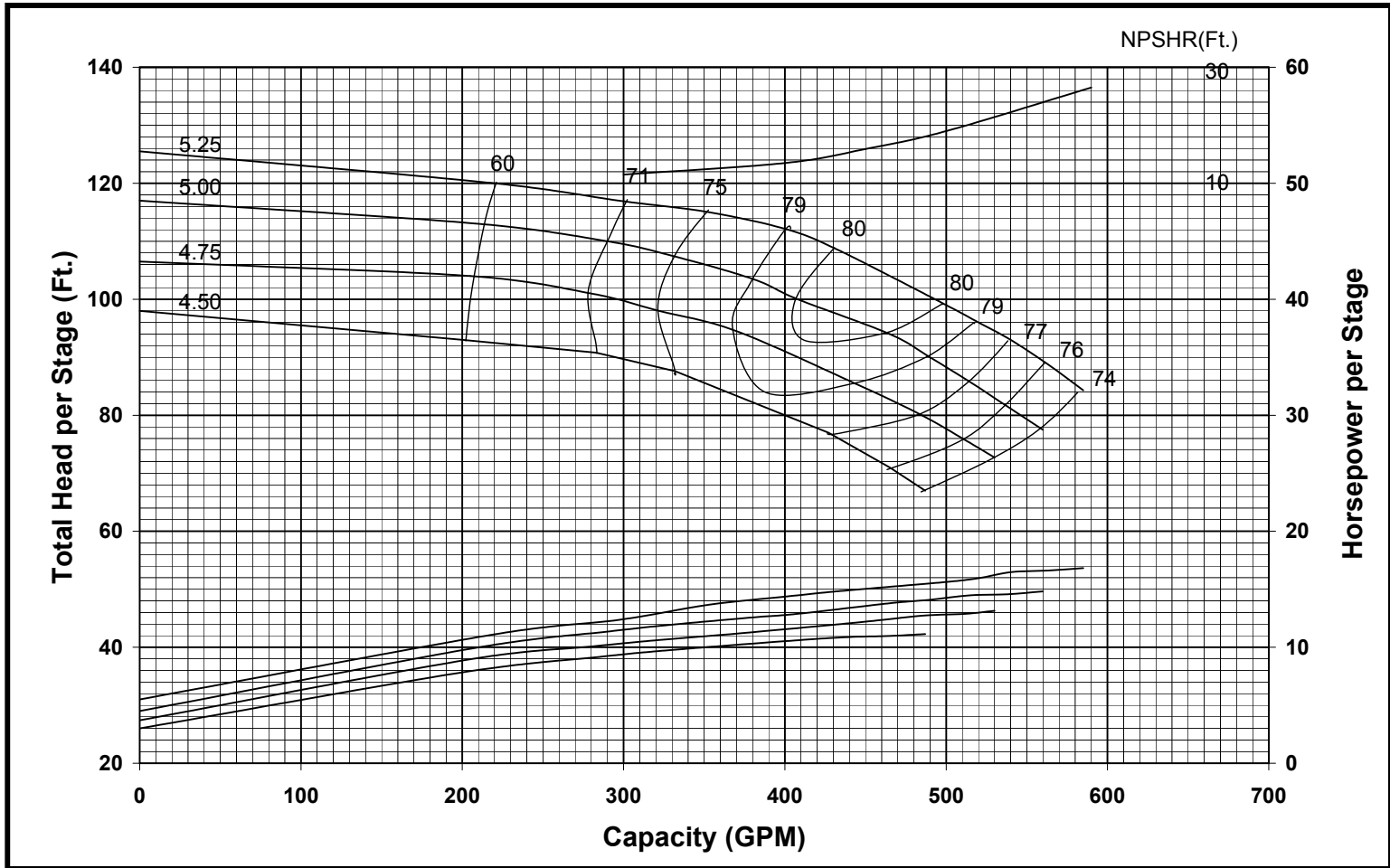
Horsepower per Stage

GOULDS PROPOSAL NO.	GOULDS S.O. NO.	INQUIRY NO.	CUSTOMER P.O. NO.	P.O. DATE	ITEM NO.	CUSTOMER
PROJECT	SERVICE		GPM CAPACITY	FT. TDH	% EFFICIENCY	RPM



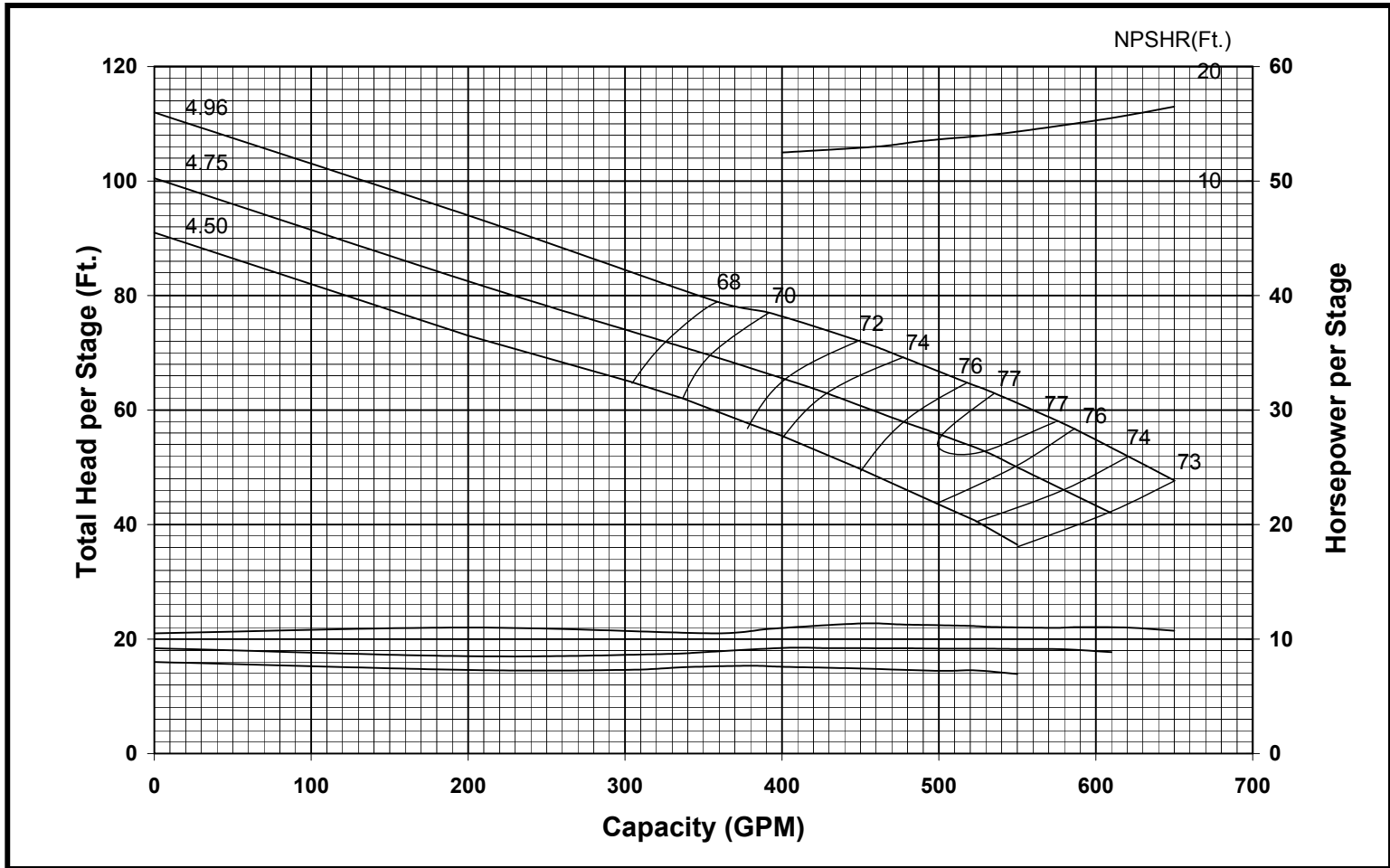
Curve No.	
E6207CCPC1	
Model	7CHC
RPM	3450
EFFICIENCY CORRECTION	
1-STAGE	-3.0
2-STAGE	-1.0
3-STAGE	0.0
4-STAGE	0.0
Impeller	ENCLOSED
Ns =	2300
K =	3.5 LBS/FT
K(Bal.)=	N/A
Bowl O.D.	7.13"
Bowl Lateral	0.50"
Max. PSI	415
Disch size	4", 5", 6"
GOULDS PUMPS	
TURBINE OPERATIONS	
Lubbock, Texas	
BOWL PERFORMANCE CURVE BASED ON PUMPING CLEAR, NON-AERATED WATER. RATED POINT ONLY IS GUARANTEED. CURVES REPRESENT SINGLE STAGE PERFORMANCE BASED ON TEST OF MULTI-STAGE BOWL ASSEMBLY. EFFICIENCY CORRECTION IS REQUIRED FOR LESSER STAGES.	

GOULDS PROPOSAL NO.	GOULDS S.O. NO.	INQUIRY NO.	CUSTOMER P.O. NO.	P.O. DATE	ITEM NO.	CUSTOMER
PROJECT	SERVICE		GPM CAPACITY	FT. TDH	% EFFICIENCY	RPM



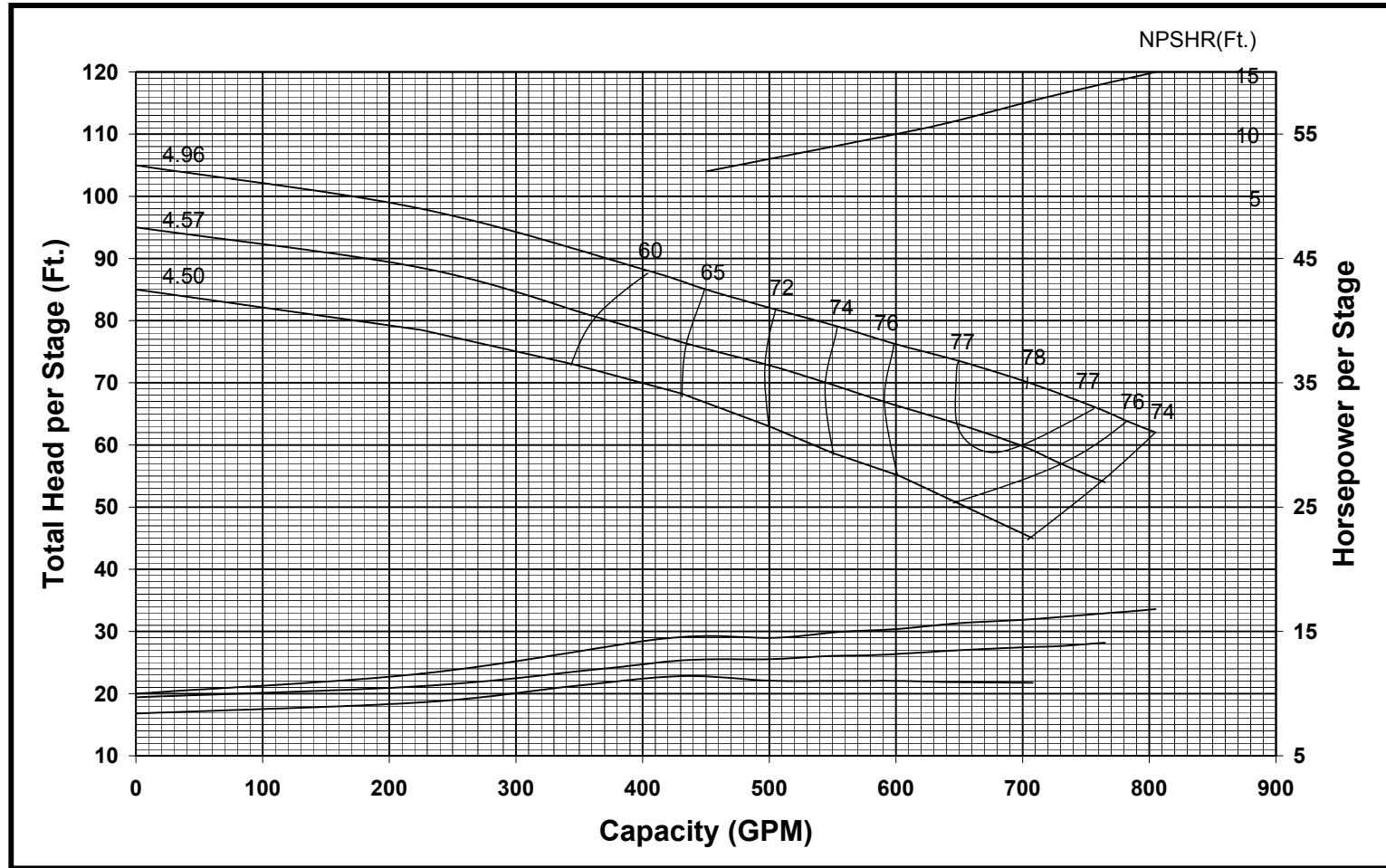
Curve No. E6207CHPC0	
Model 7CHO	
RPM 3450	
EFFICIENCY CORRECTION	
1-STAGE	-2.0
2-STAGE	-1.0
3-STAGE	-0.5
4-STAGE	0.0
Impeller OPEN	
Ns = 2300	
K = 3.8 LBS/FT	
K(Bal.)= N/A	
Bowl O.D.	7.13"
Bowl Lateral	0.50"
Max. PSI	415
Disch size	4", 5", 6"
GOULDS PUMPS	
TURBINE OPERATIONS Lubbock, Texas	
BOWL PERFORMANCE CURVE BASED ON PUMPING CLEAR, NON-AERATED WATER. RATED POINT ONLY IS GUARANTEED. CURVES REPRESENT SINGLE STAGE PERFORMANCE BASED ON TEST OF MULTI-STAGE BOWL ASSEMBLY. EFFICIENCY CORRECTION IS REQUIRED FOR LESSER STAGES.	

GOULDS PROPOSAL NO.	GOULDS S.O. NO.	INQUIRY NO.	CUSTOMER P.O. NO.	P.O. DATE	ITEM NO.	CUSTOMER
PROJECT	SERVICE		GPM CAPACITY	FT. TDH	% EFFICIENCY	RPM



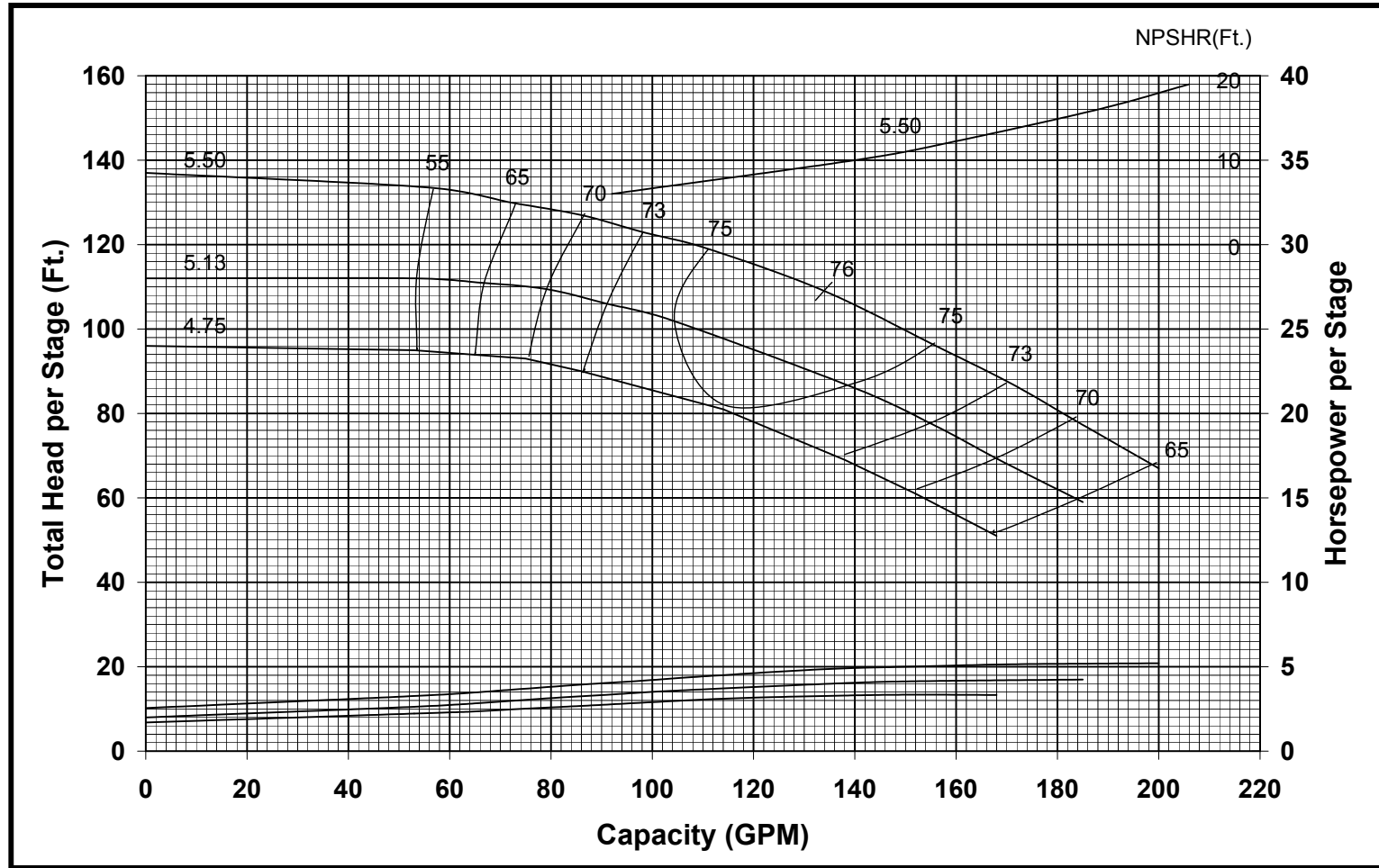
Curve No.	
E6207TAPC0	
Model	7TLC
RPM	3450
EFFICIENCY CORRECTION	
1-STAGE	-3.0
2-STAGE	-2.0
3-STAGE	-1.0
4-STAGE	0.0
Impeller	ENCLOSED
Ns =	3864
K =	4.5 LBS/FT
K(Bal.)=	N/A
Bowl O.D.	7.13"
Bowl Lateral	0.38"
Max. PSI	310
Disch size	5", 6"
GOULDS PUMPS	
TURBINE OPERATIONS	
Lubbock, Texas	
BOWL PERFORMANCE CURVE BASED ON PUMPING CLEAR, NON-AERATED WATER. RATED POINT ONLY IS GUARANTEED. CURVES REPRESENT SINGLE STAGE PERFORMANCE BASED ON TEST OF MULTI-STAGE BOWL ASSEMBLY. EFFICIENCY CORRECTION IS REQUIRED FOR LESSER STAGES.	

GOULDS PROPOSAL NO.	GOULDS S.O. NO.	INQUIRY NO.	CUSTOMER P.O. NO.	P.O. DATE	ITEM NO.	CUSTOMER
PROJECT	SERVICE		GPM CAPACITY	FT. TDH	% EFFICIENCY	RPM



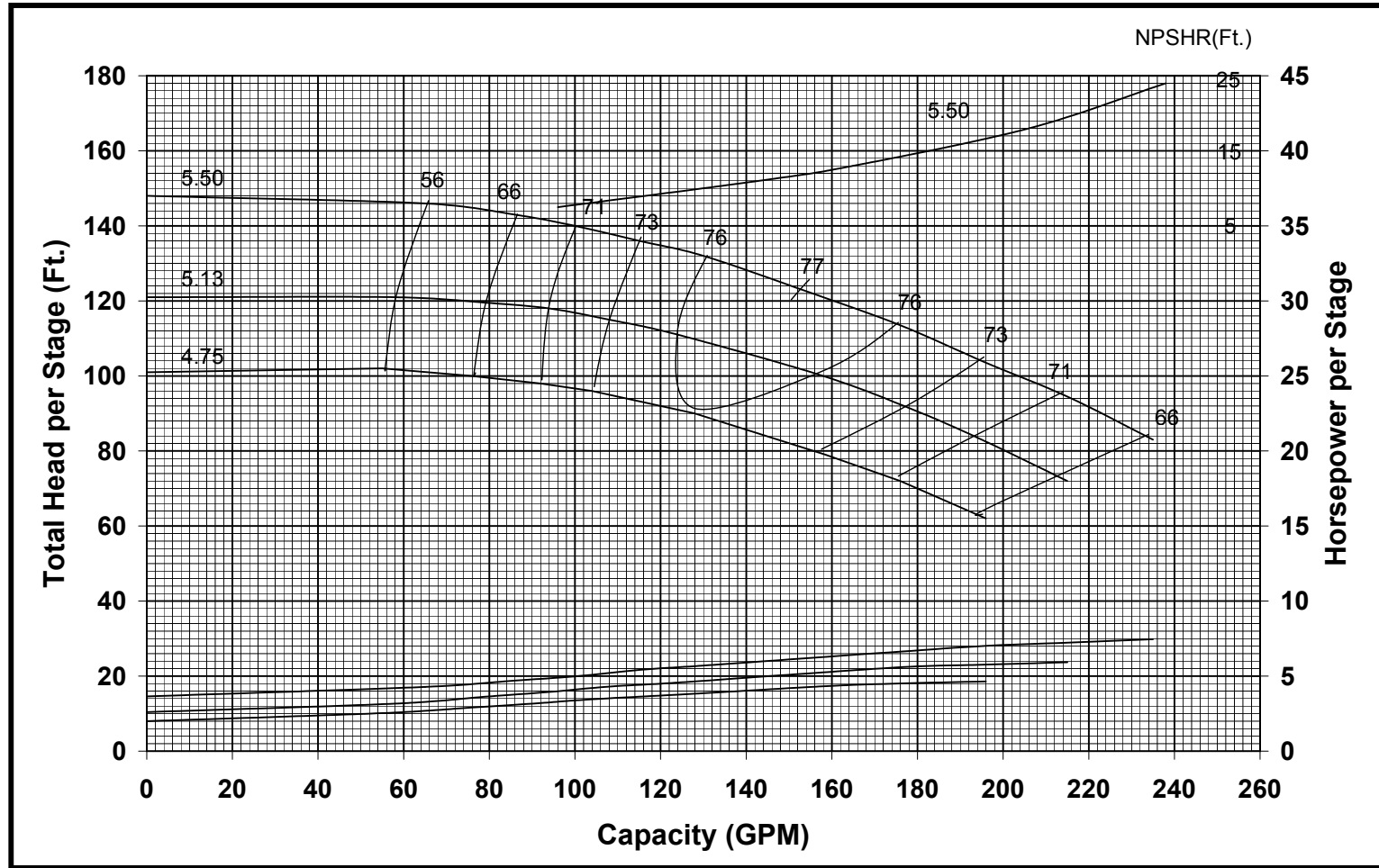
Curve No.	
E6207TFPC1	
Model	7THC
RPM	3450
EFFICIENCY CORRECTION	
1-STAGE	-3.0
2-STAGE	-2.0
3-STAGE	-1.0
4-STAGE	0.0
Impeller	ENCLOSED
Ns =	3619
K =	4.56 LBS/FT
K(Bal.)=	N/A
Bowl O.D.	7.13"
Bowl Lateral	0.38"
Max. PSI	310
Disch size	5", 6"
GOULDS PUMPS	
TURBINE OPERATIONS	
Lubbock, Texas	
BOWL PERFORMANCE CURVE BASED ON PUMPING CLEAR, NON-AERATED WATER. RATED POINT ONLY IS GUARANTEED. CURVES REPRESENT SINGLE STAGE PERFORMANCE BASED ON TEST OF MULTI-STAGE BOWL ASSEMBLY. EFFICIENCY CORRECTION IS REQUIRED FOR LESSER STAGES.	

GOULDS PROPOSAL NO.	GOULDS S.O. NO.	INQUIRY NO.	CUSTOMER P.O. NO.	P.O. DATE	ITEM NO.	CUSTOMER
PROJECT	SERVICE		GPM CAPACITY	FT. TDH	% EFFICIENCY	RPM



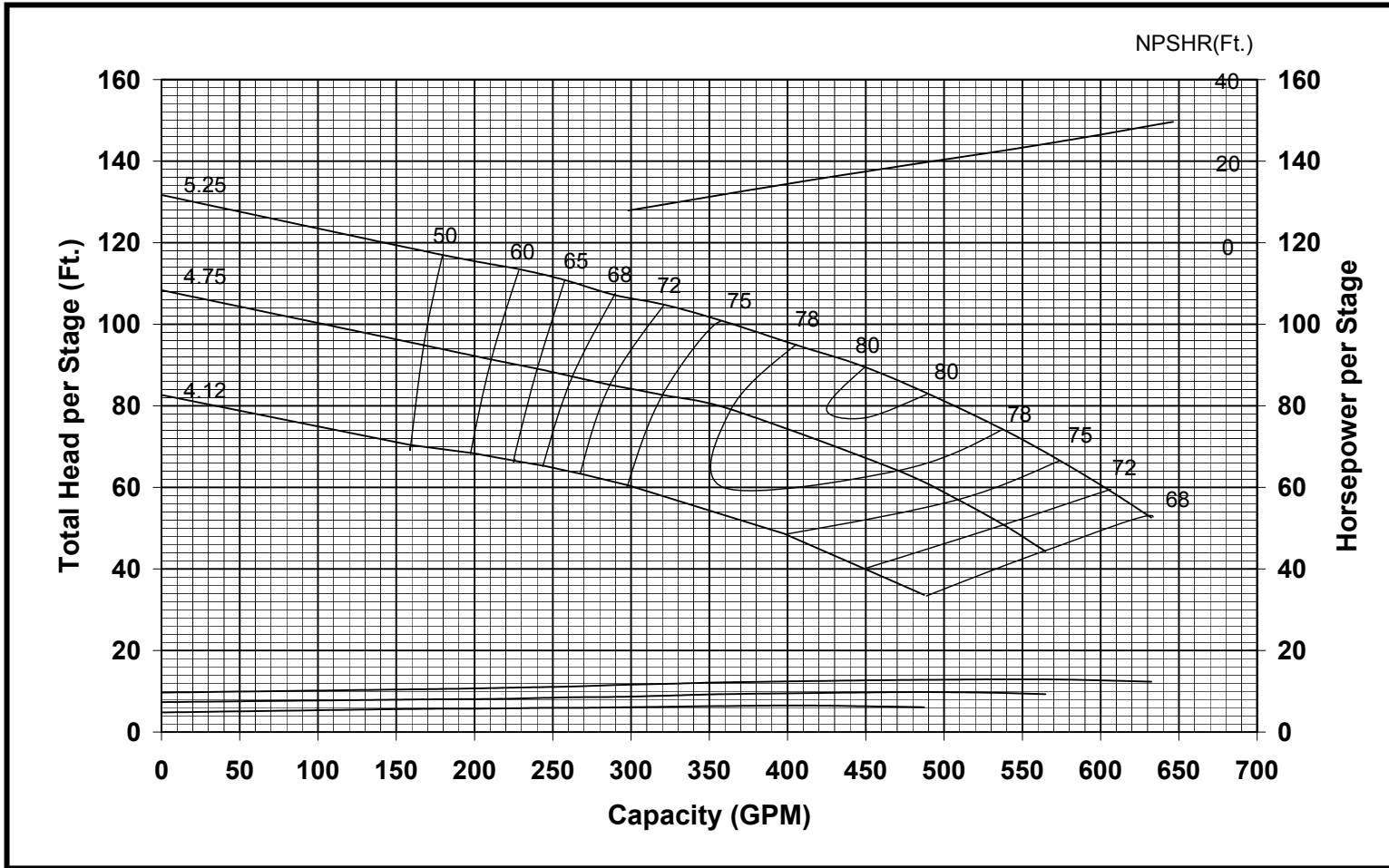
Curve No.	
E6208ACPC4	
Model	8RALC
RPM	3550
EFFICIENCY CORRECTION	
1-STAGE	-4.0
2-STAGE	-2.0
3-STAGE	-1.0
4-STAGE	0.0
Impeller	ENCLOSED
Ns =	1230
K =	2.00 LBS/FT
K(Bal.)=	N/A
Bowl O.D.	7.50"
Bowl Lateral	0.25"
Max. PSI	430
Disch size	4", 5", 6"
GOULDS PUMPS	
TURBINE OPERATIONS	
Lubbock, Texas	
BOWL PERFORMANCE CURVE BASED ON PUMPING CLEAR, NON-AERATED WATER. RATED POINT ONLY IS GUARANTEED. CURVES REPRESENT SINGLE STAGE PERFORMANCE BASED ON TEST OF MULTI-STAGE BOWL ASSEMBLY. EFFICIENCY CORRECTION IS REQUIRED FOR LESSER STAGES.	

GOULDS PROPOSAL NO.	GOULDS S.O. NO.	INQUIRY NO.	CUSTOMER P.O. NO.	P.O. DATE	ITEM NO.	CUSTOMER
PROJECT	SERVICE		GPM CAPACITY	FT. TDH	% EFFICIENCY	RPM



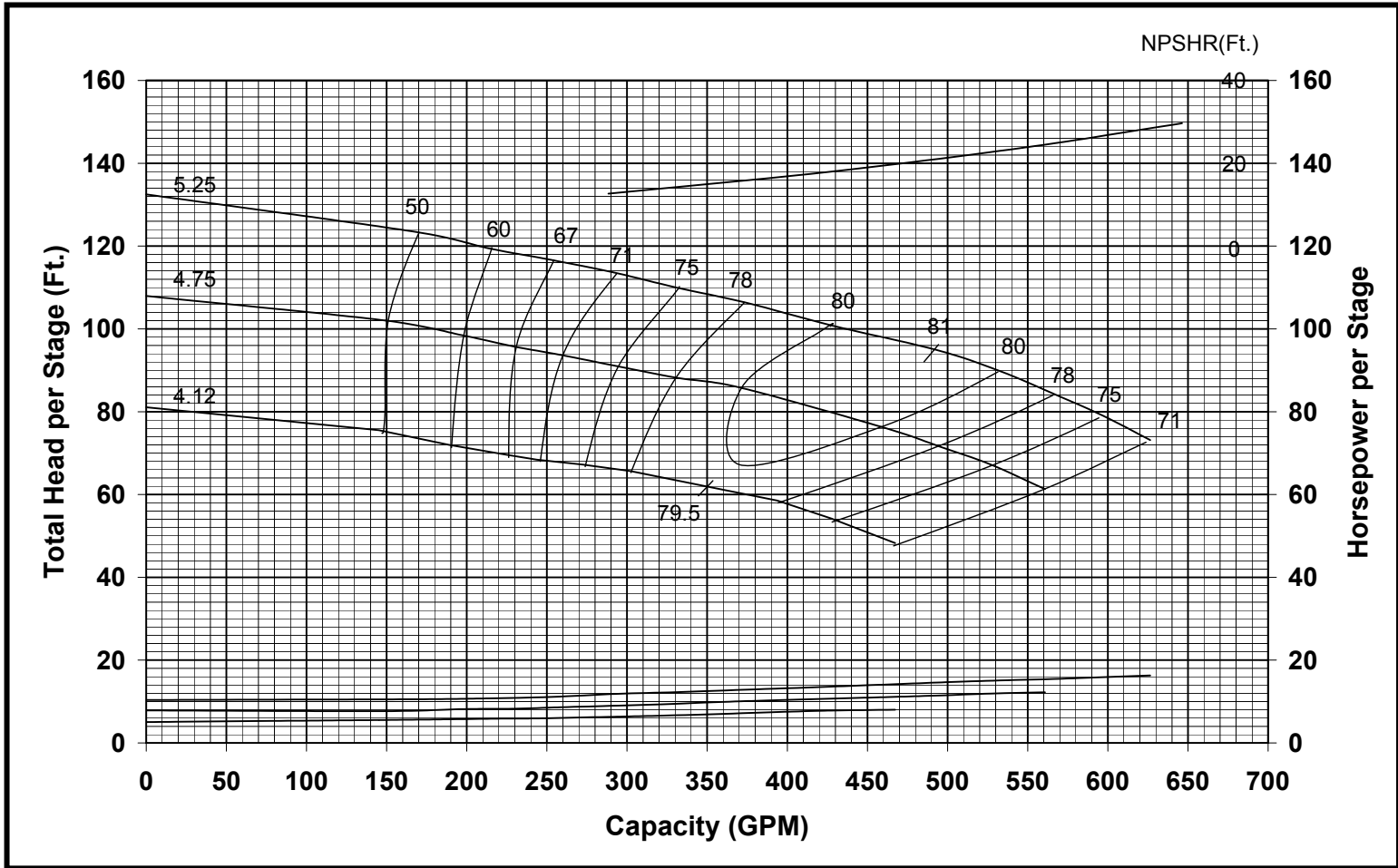
Curve No.	
E6208AAPC5	
Model	8RAHC
RPM	3550
EFFICIENCY CORRECTION	
1-STAGE	-4.0
2-STAGE	-2.0
3-STAGE	-1.0
4-STAGE	0.0
Impeller	ENCLOSED
Ns =	1185
K =	2.00 LBS/FT
K(Bal.)=	N/A
Bowl O.D.	7.50"
Bowl Lateral	0.25"
Max. PSI	430
Disch size	4", 5", 6"
GOULDS PUMPS	
TURBINE OPERATIONS	
Lubbock, Texas	
BOWL PERFORMANCE CURVE BASED ON PUMPING CLEAR, NON-AERATED WATER. RATED POINT ONLY IS GUARANTEED. CURVES REPRESENT SINGLE STAGE PERFORMANCE BASED ON TEST OF MULTI-STAGE BOWL ASSEMBLY. EFFICIENCY CORRECTION IS REQUIRED FOR LESSER STAGES.	

GOULDS PROPOSAL NO.	GOULDS S.O. NO.	INQUIRY NO.	CUSTOMER P.O. NO.	P.O. DATE	ITEM NO.	CUSTOMER
PROJECT	SERVICE		GPM CAPACITY	FT. TDH	% EFFICIENCY	RPM



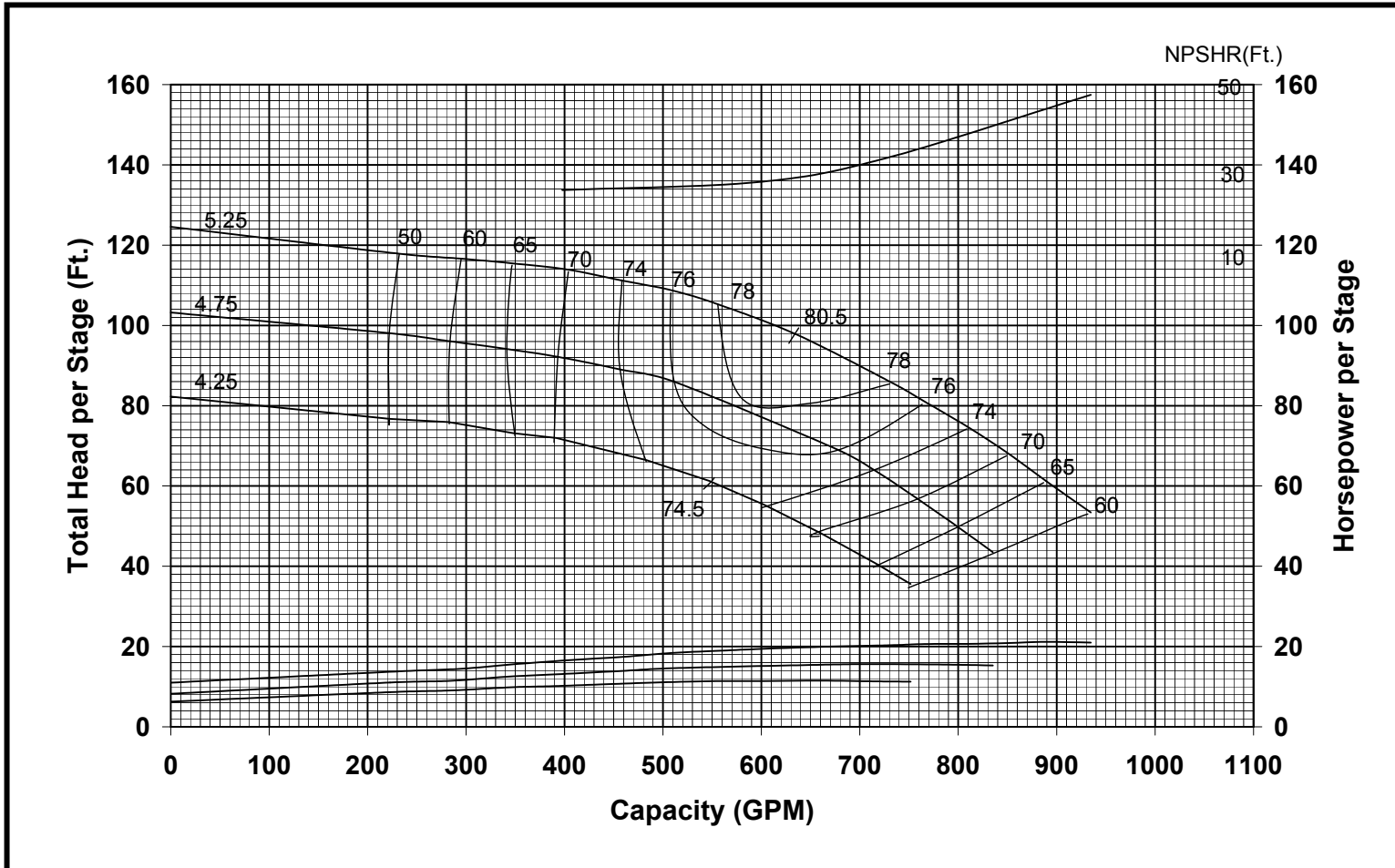
Curve No. E6208REPC0	
Model	8RJLC
RPM	3500
EFFICIENCY CORRECTION	
1-STAGE	
2-STAGE	
3-STAGE	
4-STAGE	
Impeller	ENCLOSED
Ns =	2660
K =	4.0 LBS/FT
K(Bal.)=	N/A
Bowl O.D.	7.50"
Bowl Lateral	0.62"
Max. PSI	425
Disch Size	4", 5", 6"
GOULDS PUMPS	
TURBINE OPERATIONS	
Lubbock, Texas	
BOWL PERFORMANCE CURVE BASED ON PUMPING CLEAR, NON-AERATED WATER. RATED POINT ONLY IS GUARANTEED. CURVES REPRESENT SINGLE STAGE PERFORMANCE BASED ON TEST OF MULTI-STAGE BOWL ASSEMBLY. EFFICIENCY CORRECTION IS REQUIRED FOR LESSER STAGES.	

GOULDS PROPOSAL NO.	GOULDS S.O. NO.	INQUIRY NO.	CUSTOMER P.O. NO.	P.O. DATE	ITEM NO.	CUSTOMER
PROJECT	SERVICE		GPM CAPACITY	FT. TDH	% EFFICIENCY	RPM



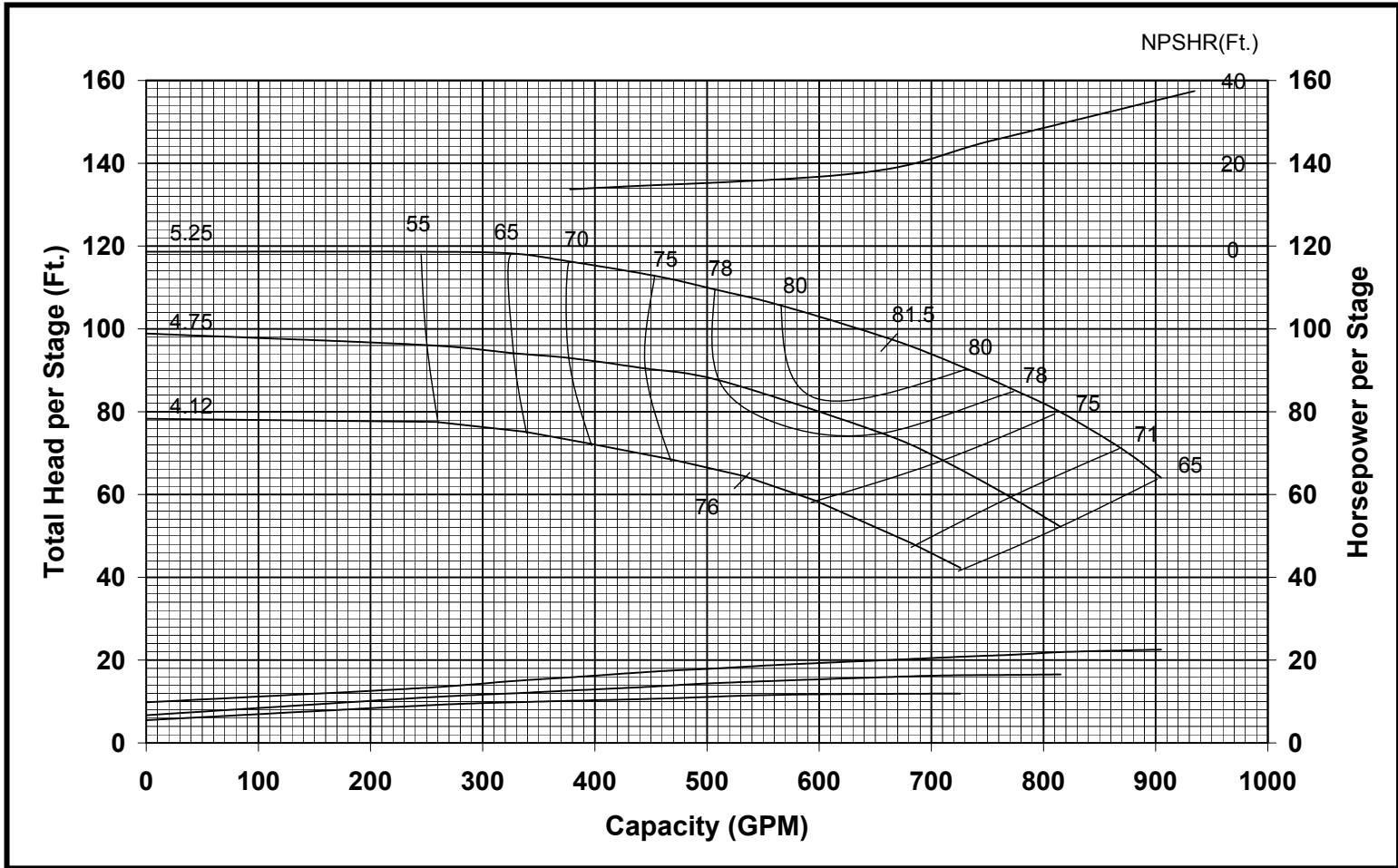
Curve No. E6208RFPC0	
Model	8RJLO
RPM	3500
EFFICIENCY CORRECTION	
1-STAGE	
2-STAGE	
3-STAGE	
4-STAGE	
Impeller	OPEN
Ns =	2625
K =	5.3 LBS/FT
K(Bal.)=	N/A
Bowl O.D.	7.50"
Bowl Lateral	0.62"
Max. PSI	425
Disch Size	4", 5", 6"
GOULDS PUMPS	
TURBINE OPERATIONS	
Lubbock, Texas	
BOWL PERFORMANCE CURVE BASED ON PUMPING CLEAR, NON-AERATED WATER. RATED POINT ONLY IS GUARANTEED. CURVES REPRESENT SINGLE STAGE PERFORMANCE BASED ON TEST OF MULTI-STAGE BOWL ASSEMBLY. EFFICIENCY CORRECTION IS REQUIRED FOR LESSER STAGES.	

GOULDS PROPOSAL NO.	GOULDS S.O. NO.	INQUIRY NO.	CUSTOMER P.O. NO.	P.O. DATE	ITEM NO.	CUSTOMER
PROJECT		SERVICE		GPM CAPACITY	FT. TDH	% EFFICIENCY



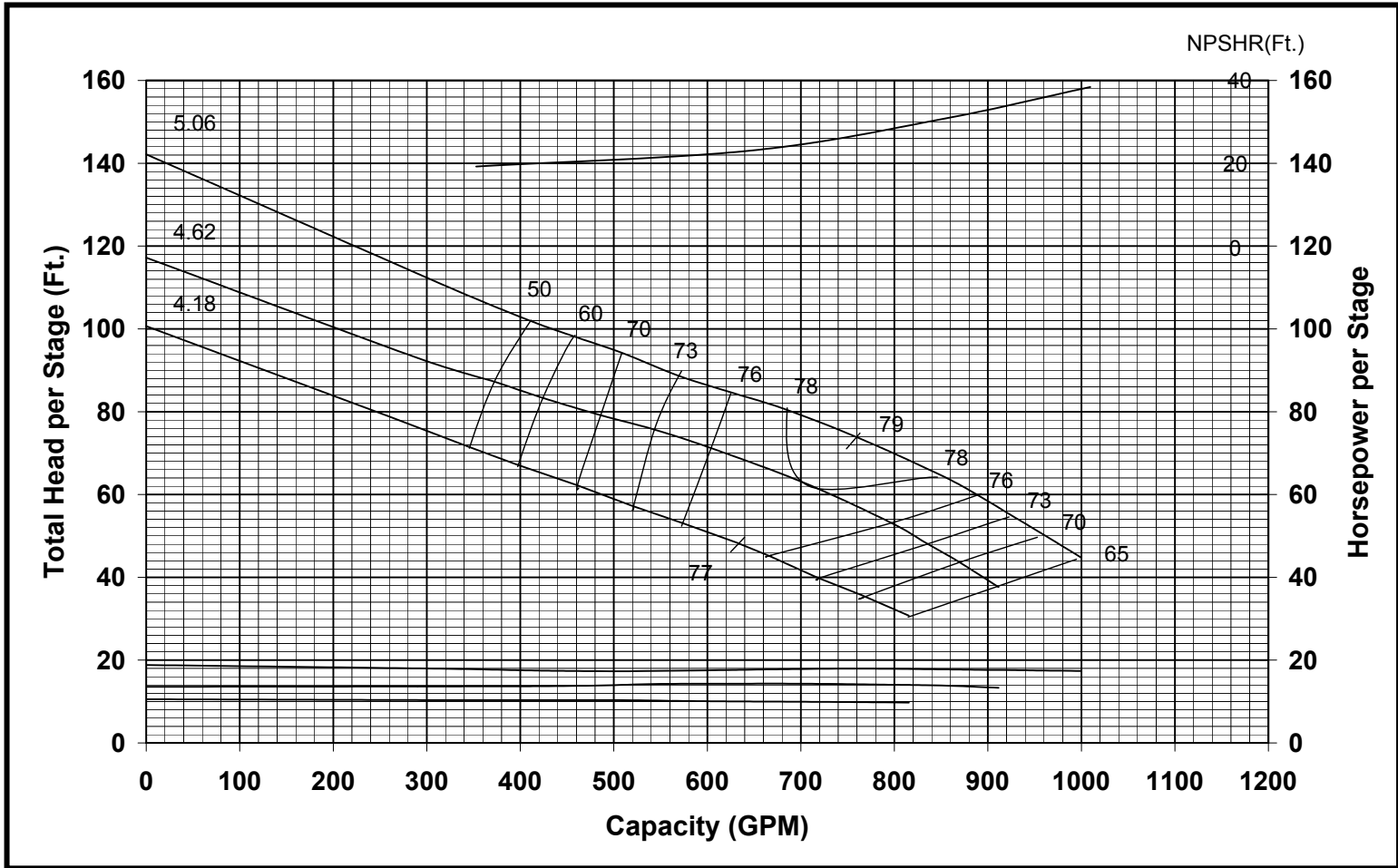
Curve No. E6208RCPC0	
Model	8RJHC
RPM	3500
EFFICIENCY CORRECTION	
1-STAGE	
2-STAGE	
3-STAGE	
4-STAGE	
Impeller	ENCLOSED
Ns =	2765
K =	4.0 LBS/FT
K(Bal.)=	N/A
Bowl O.D.	7.50"
Bowl Lateral	0.62"
Max. PSI	425
Disch Size	4", 5", 6"
GOULDS PUMPS	
TURBINE OPERATIONS	
Lubbock, Texas	
BOWL PERFORMANCE CURVE BASED ON PUMPING CLEAR, NON-AERATED WATER. RATED POINT ONLY IS GUARANTEED. CURVES REPRESENT SINGLE STAGE PERFORMANCE BASED ON TEST OF MULTI-STAGE BOWL ASSEMBLY. EFFICIENCY CORRECTION IS REQUIRED FOR LESSER STAGES.	

GOULDS PROPOSAL NO.	GOULDS S.O. NO.	INQUIRY NO.	CUSTOMER P.O. NO.	P.O. DATE	ITEM NO.	CUSTOMER
PROJECT	SERVICE		GPM CAPACITY	FT. TDH	% EFFICIENCY	RPM



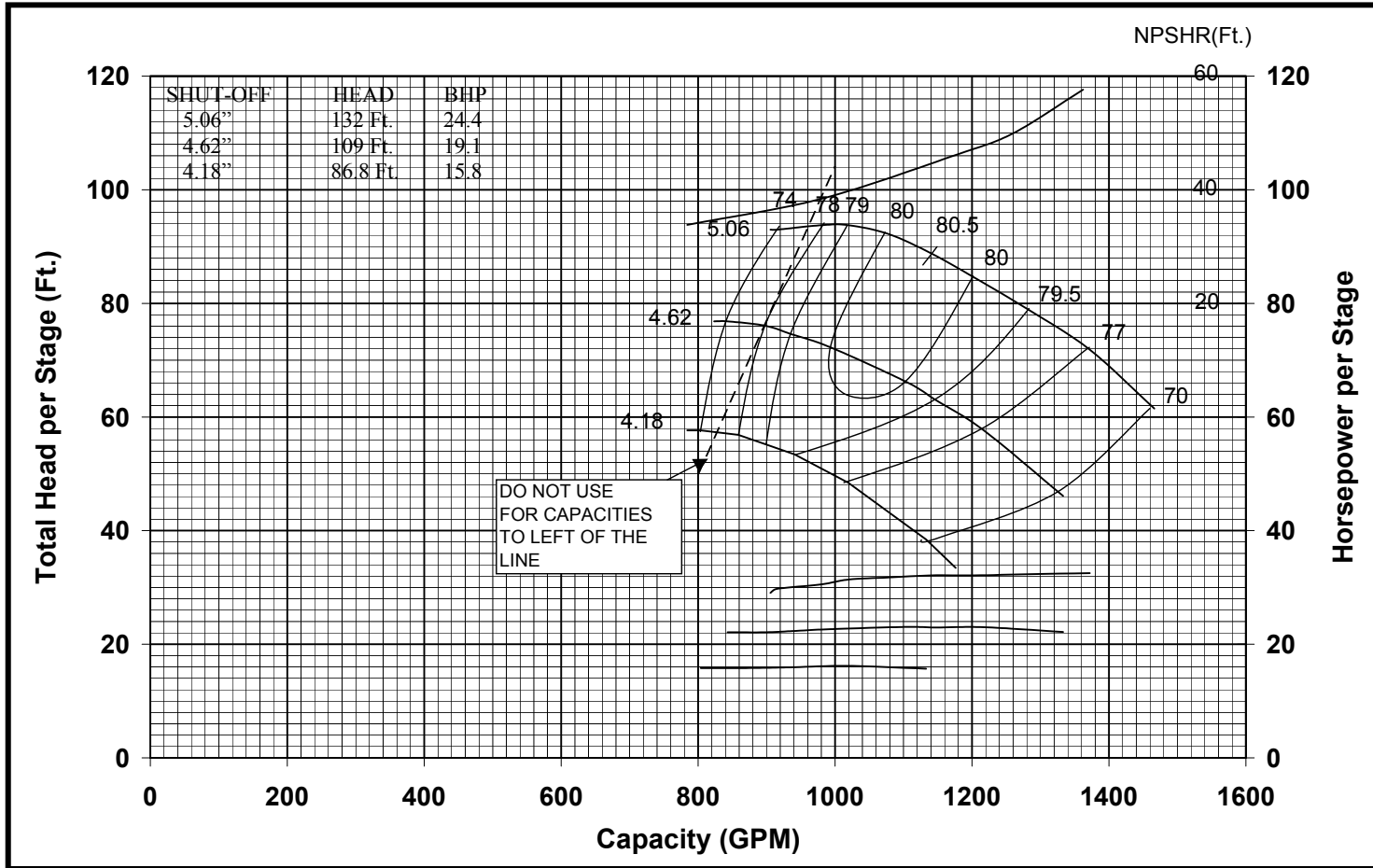
Curve No. E6208RDPC0	
Model	8RJHO
RPM	3500
EFFICIENCY CORRECTION	
1-STAGE	
2-STAGE	
3-STAGE	
4-STAGE	
Impeller	OPEN
Ns =	2825
K =	5.3 LBS/FT
K(Bal.)=	N/A
Bowl O.D.	7.50"
Bowl Lateral	0.62"
Max. PSI	425
Disch Size	4", 5", 6"
GOULDS PUMPS	
TURBINE OPERATIONS	
Lubbock, Texas	
BOWL PERFORMANCE CURVE BASED ON PUMPING CLEAR, NON-AERATED WATER. RATED POINT ONLY IS GUARANTEED. CURVES REPRESENT SINGLE STAGE PERFORMANCE BASED ON TEST OF MULTI-STAGE BOWL ASSEMBLY. EFFICIENCY CORRECTION IS REQUIRED FOR LESSER STAGES.	

GOULDS PROPOSAL NO.	GOULDS S.O. NO.	INQUIRY NO.	CUSTOMER P.O. NO.	P.O. DATE	ITEM NO.	CUSTOMER
PROJECT	SERVICE		GPM CAPACITY	FT. TDH	% EFFICIENCY	RPM



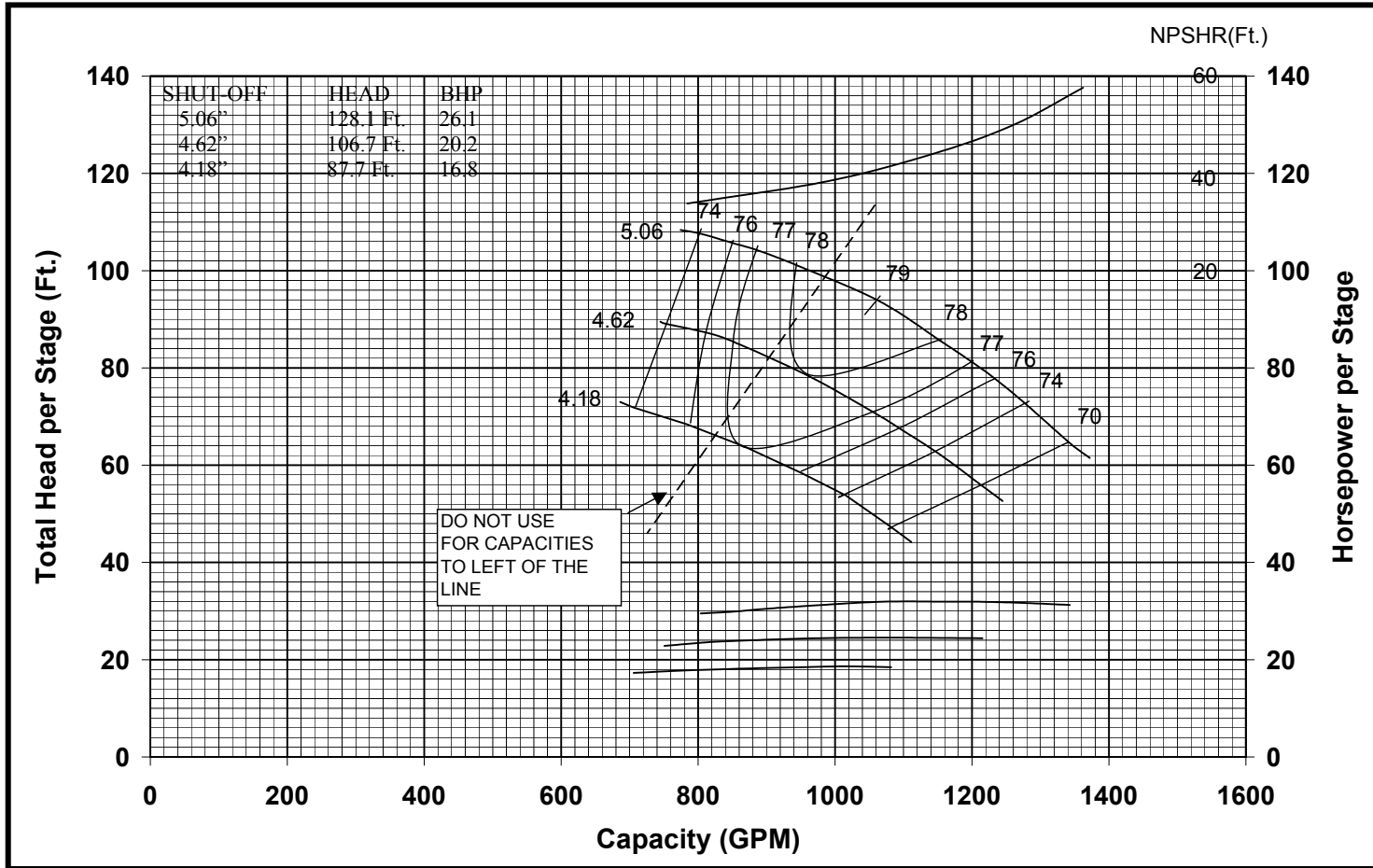
Curve No. E6208DFPC0	
Model	8DHLO
RPM	3450
EFFICIENCY CORRECTION	
1-STAGE	-3.0
2-STAGE	-1.5
3-STAGE	-1.0
4-STAGE	
Impeller	OPEN
Ns =	3725
K =	9.9 LBS/FT
K(Bal.)=	N/A
Bowl O.D.	7.50"
Bowl Lateral	0.56"
Max. PSI	300
Disch Size	5", 6"
GOULDS PUMPS	
TURBINE OPERATIONS	
Lubbock, Texas	
BOWL PERFORMANCE CURVE BASED ON PUMPING CLEAR, NON-AERATED WATER. RATED POINT ONLY IS GUARANTEED. CURVES REPRESENT SINGLE STAGE PERFORMANCE BASED ON TEST OF MULTI-STAGE BOWL ASSEMBLY. EFFICIENCY CORRECTION IS REQUIRED FOR LESSER STAGES.	

GOULDS PROPOSAL NO.	GOULDS S.O. NO.	INQUIRY NO.	CUSTOMER P.O. NO.	P.O. DATE	ITEM NO.	CUSTOMER
PROJECT	SERVICE		GPM CAPACITY	FT. TDH	% EFFICIENCY	RPM



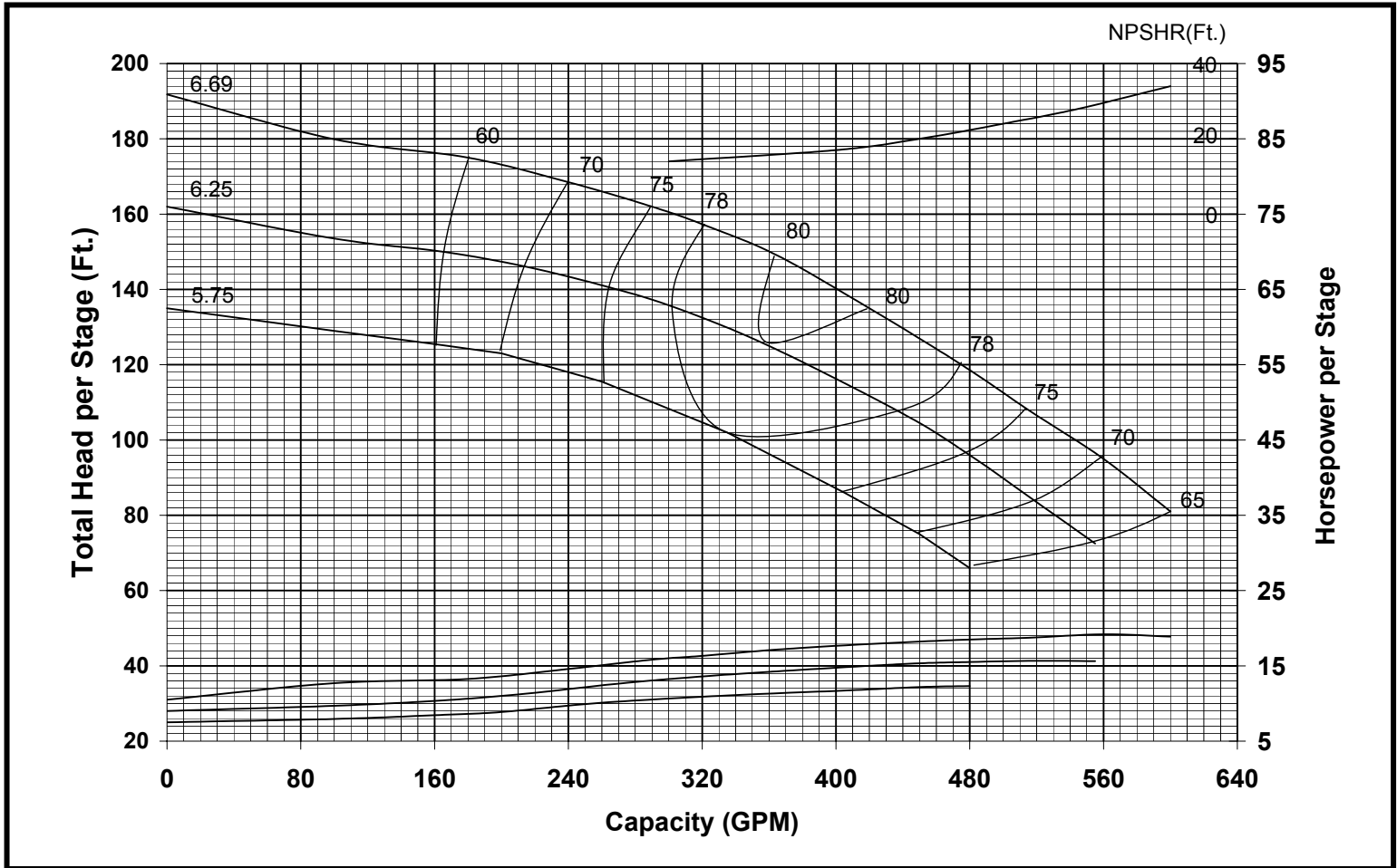
Curve No.	
E6208DCPC0	
Model	8DHHC
RPM	3450
EFFICIENCY CORRECTION	
1-STAGE	-3.0
2-STAGE	-1.5
3-STAGE	-1.0
4-STAGE	
Impeller	ENCLOSED
Ns =	4042
K =	7.9 LBS/FT
K(Bal.)=	N/A
Bowl O.D.	7.50"
Bowl Lateral	0.56"
Max. PSI	300
Disch size	5", 6"
GOULDS PUMPS	
TURBINE OPERATIONS	
Lubbock, Texas	
BOWL PERFORMANCE CURVE BASED ON PUMPING CLEAR, NON-AERATED WATER. RATED POINT ONLY IS GUARANTEED. CURVES REPRESENT SINGLE STAGE PERFORMANCE BASED ON TEST OF MULTI-STAGE BOWL ASSEMBLY. EFFICIENCY CORRECTION IS REQUIRED FOR LESSER STAGES.	

GOULDS PROPOSAL NO.	GOULDS S.O. NO.	INQUIRY NO.	CUSTOMER P.O. NO.	P.O. DATE	ITEM NO.	CUSTOMER	
PROJECT	SERVICE		GPM CAPACITY		FT. TDH	% EFFICIENCY	RPM



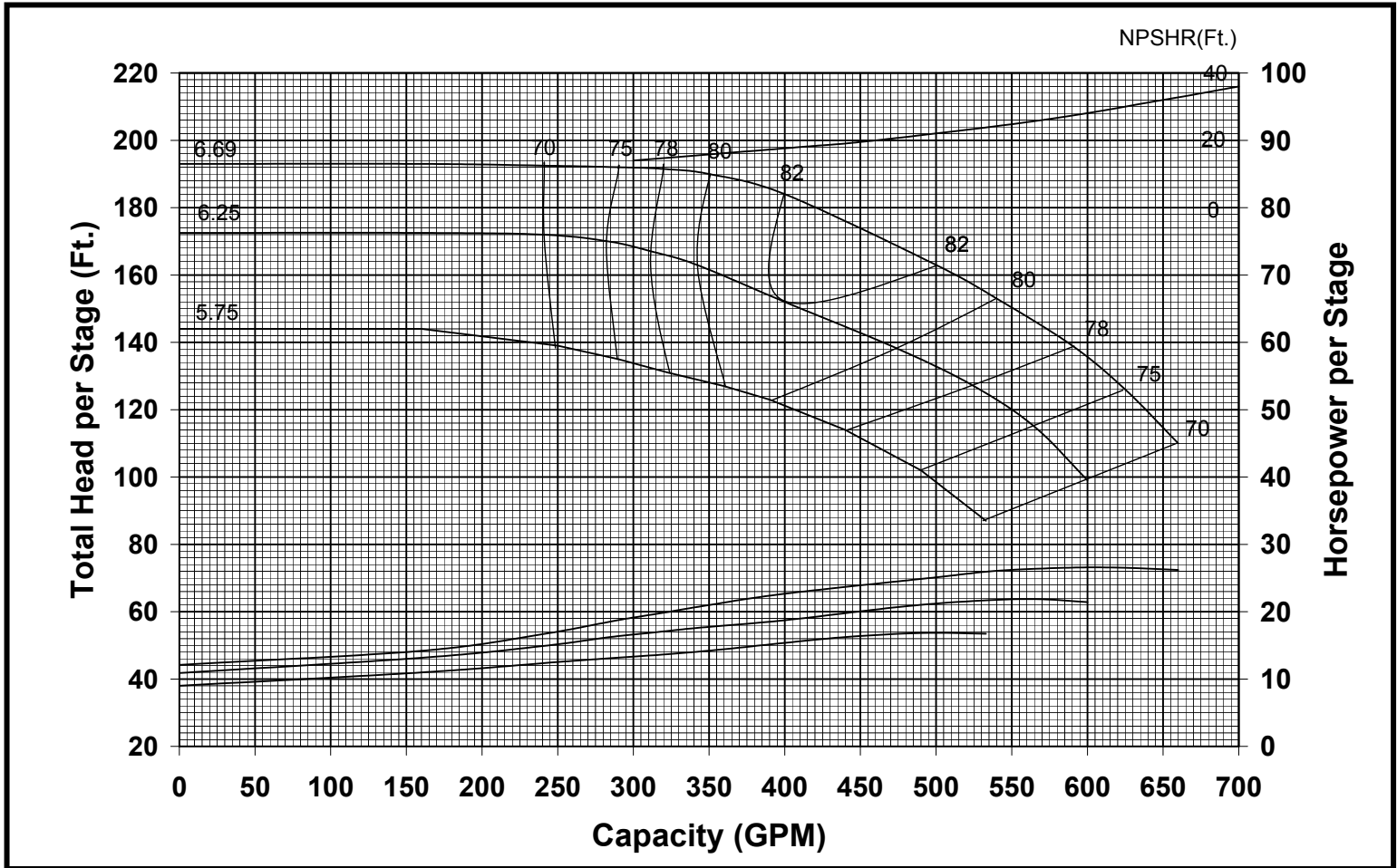
Curve No. E6208DDPC0	
Model 8DHHO	
RPM 3450	
EFFICIENCY CORRECTION	
1-STAGE	-3.0
2-STAGE	-1.5
3-STAGE	-1.0
4-STAGE	
Impeller OPEN	
Ns = 3750	
K = 9.9 LBS/FT	
K(Bal.)= N/A	
Bowl O.D.	7.50"
Bowl Lateral	0.56"
Max. PSI	300
Disch size	5", 6"
GOULDS PUMPS	
TURBINE OPERATIONS	
Lubbock, Texas	
BOWL PERFORMANCE CURVE BASED ON PUMPING CLEAR, NON-AERATED WATER. RATED POINT ONLY IS GUARANTEED. CURVES REPRESENT SINGLE STAGE PERFORMANCE BASED ON TEST OF MULTI-STAGE BOWL ASSEMBLY. EFFICIENCY CORRECTION IS REQUIRED FOR LESSER STAGES.	

GOULDS PROPOSAL NO.	GOULDS S.O. NO.	INQUIRY NO.	CUSTOMER P.O. NO.	P.O. DATE	ITEM NO.	CUSTOMER
PROJECT	SERVICE		GPM CAPACITY	FT. TDH	% EFFICIENCY	RPM



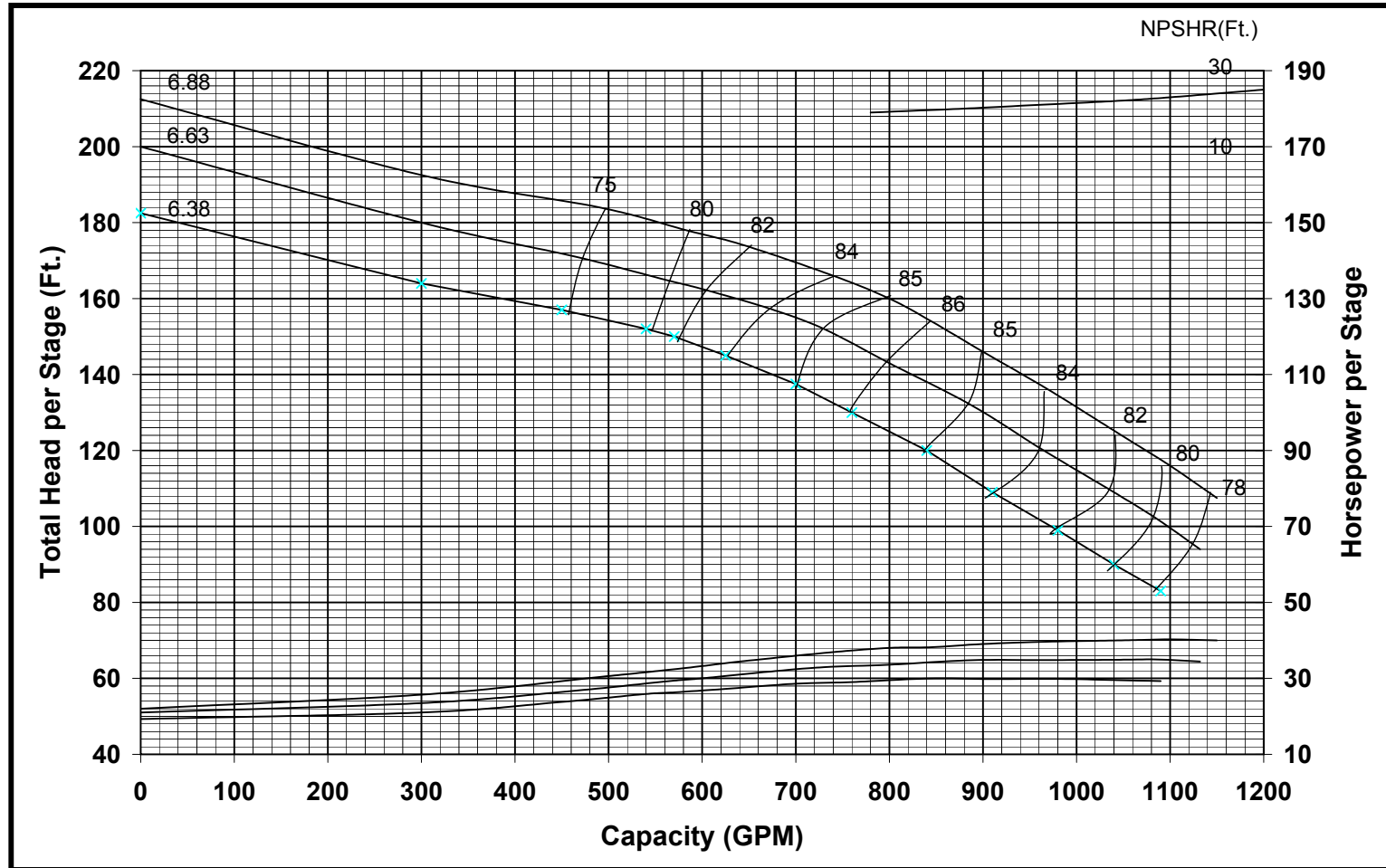
Curve No.	
E6209WBPC1	
Model	9WALC
RPM	3450
EFFICIENCY CORRECTION	
1-STAGE	-2.0
2-STAGE	-1.0
3-STAGE	0.0
4-STAGE	0.0
Impeller	ENCLOSED
Ns =	1660
K =	3.75 LBS/FT
K(Bal.)=	N/A
Bowl O.D.	9.25"
Bowl Lateral	0.56"
Max. PSI	530
Disch size	5", 6", 8"
GOULDS PUMPS	
TURBINE OPERATIONS	
Lubbock, Texas	
BOWL PERFORMANCE CURVE BASED ON PUMPING CLEAR, NON-AERATED WATER. RATED POINT ONLY IS GUARANTEED. CURVES REPRESENT SINGLE STAGE PERFORMANCE BASED ON TEST OF MULTI-STAGE BOWL ASSEMBLY. EFFICIENCY CORRECTION IS REQUIRED FOR LESSER STAGES.	

GOULDS PROPOSAL NO.	GOULDS S.O. NO.	INQUIRY NO.	CUSTOMER P.O. NO.	P.O. DATE	ITEM NO.	CUSTOMER
PROJECT	SERVICE		GPM CAPACITY	FT. TDH	% EFFICIENCY	RPM



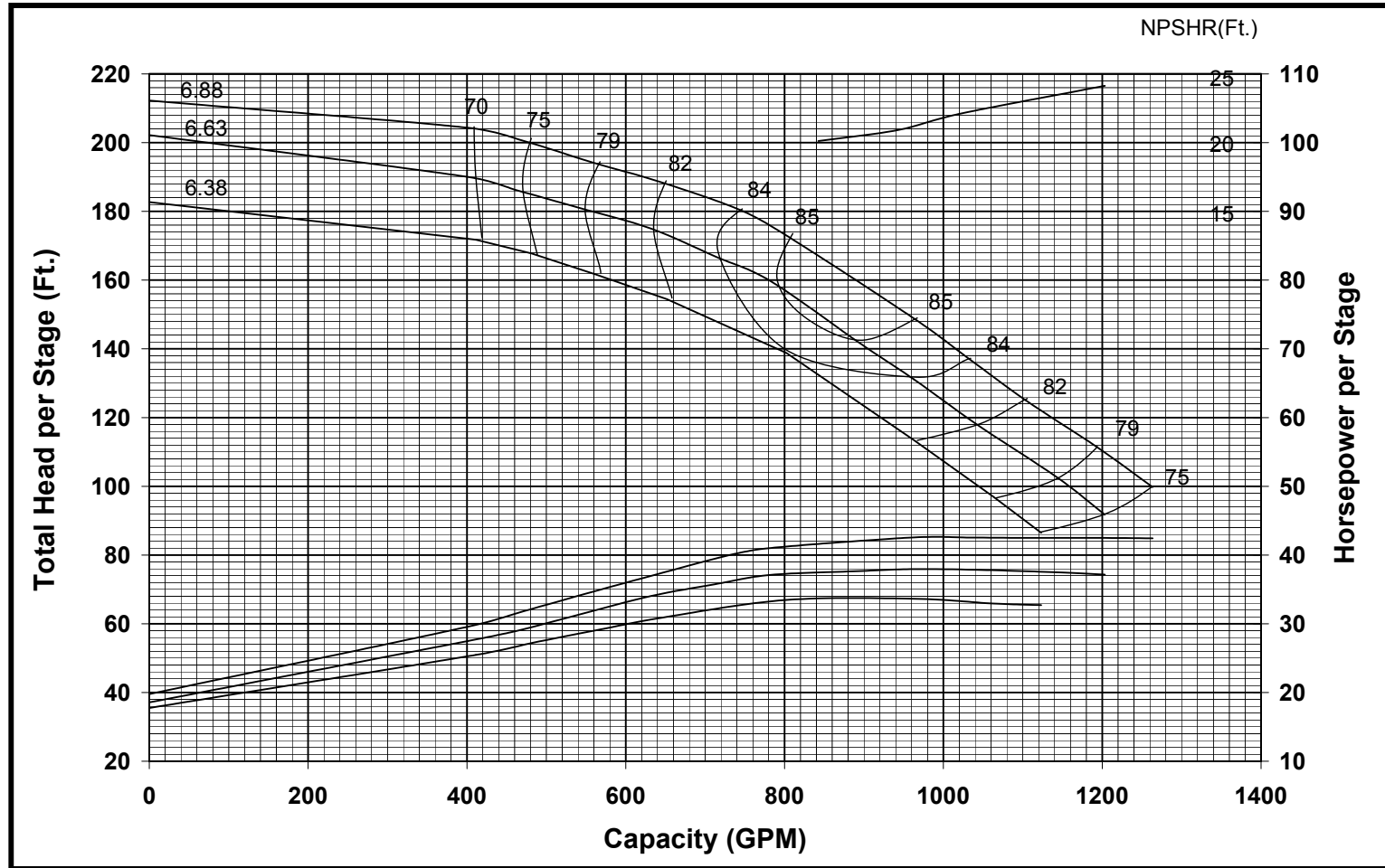
Curve No.	
E6209WAPC1	
Model	9WAHC
RPM	3450
EFFICIENCY CORRECTION	
1-STAGE	-2.0
2-STAGE	-1.0
3-STAGE	0.0
4-STAGE	0.0
Impeller	ENCLOSED
Ns =	1530
K =	3.75 LBS/FT
K(Bal.)=	N/A
Bowl O.D.	9.25"
Bowl Lateral	0.56"
Max. PSI	530
Disch size	5", 6", 8"
GOULDS PUMPS	
TURBINE OPERATIONS	
Lubbock, Texas	
BOWL PERFORMANCE CURVE BASED ON PUMPING CLEAR, NON-AERATED WATER. RATED POINT ONLY IS GUARANTEED. CURVES REPRESENT SINGLE STAGE PERFORMANCE BASED ON TEST OF MULTI-STAGE BOWL ASSEMBLY. EFFICIENCY CORRECTION IS REQUIRED FOR LESSER STAGES.	

GOULDS PROPOSAL NO.	GOULDS S.O. NO.	INQUIRY NO.	CUSTOMER P.O. NO.	P.O. DATE	ITEM NO.	CUSTOMER
PROJECT	SERVICE		GPM CAPACITY	FT. TDH	% EFFICIENCY	RPM



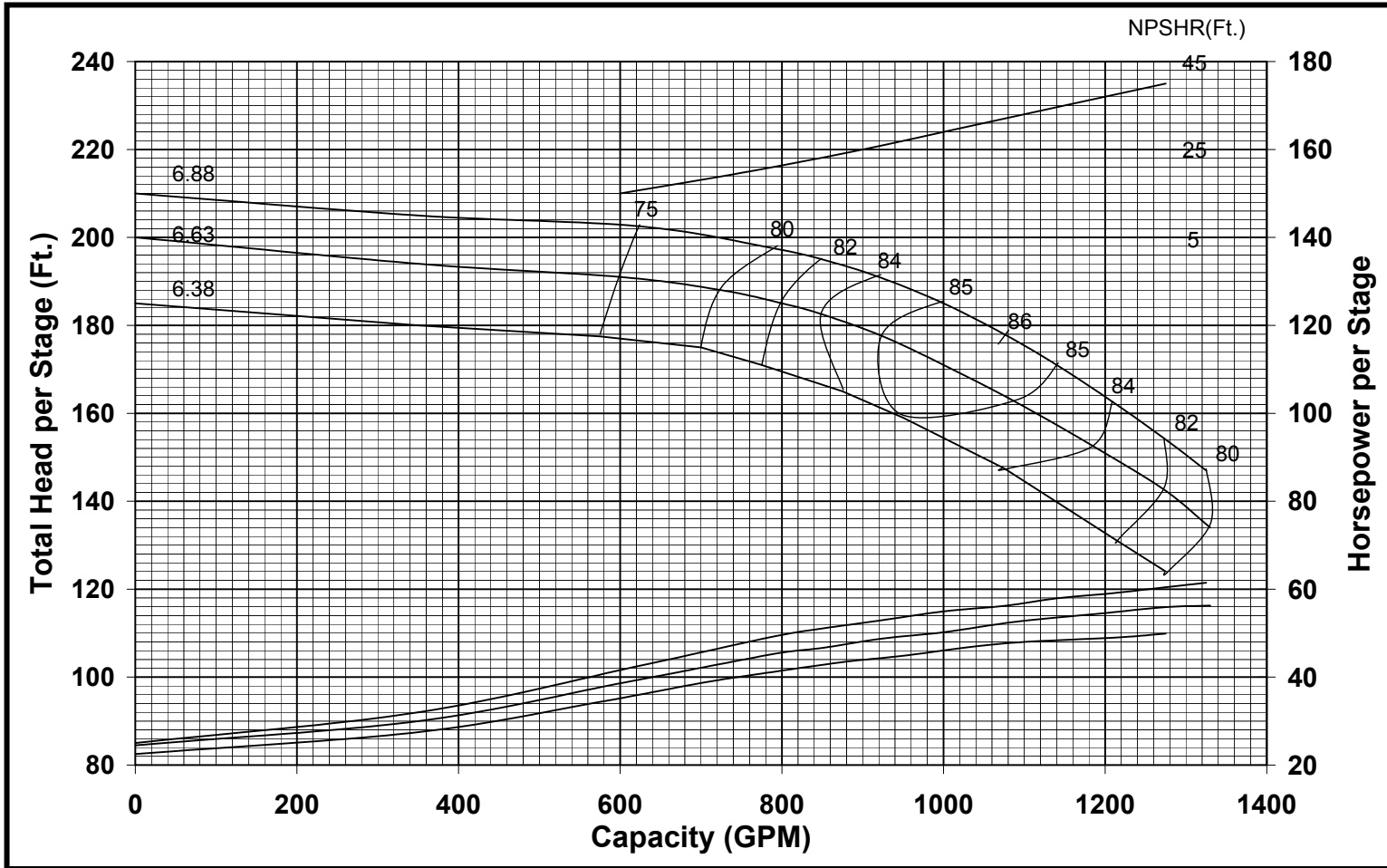
Curve No.	
E6209CFPC0	
Model	9RCLC
RPM	3450
EFFICIENCY CORRECTION	
1-STAGE	-2.0
2-STAGE	-1.0
3-STAGE	-0.5
4-STAGE	0.0
Impeller	ENCLOSED
Ns =	2290
K =	4.90 LBS/FT
K(Bal.)=	N/A
Bowl O.D.	9.25"
Bowl Lateral	0.88"
Max. PSI	400
Disch size	5", 6", 8"
GOULDS PUMPS	
TURBINE OPERATIONS	
Lubbock, Texas	
BOWL PERFORMANCE CURVE BASED ON PUMPING CLEAR, NON-AERATED WATER. RATED POINT ONLY IS GUARANTEED. CURVES REPRESENT SINGLE STAGE PERFORMANCE BASED ON TEST OF MULTI-STAGE BOWL ASSEMBLY. EFFICIENCY CORRECTION IS REQUIRED FOR LESSER STAGES.	

GOULDS PROPOSAL NO.	GOULDS S.O. NO.	INQUIRY NO.	CUSTOMER P.O. NO.	P.O. DATE	ITEM NO.	CUSTOMER
PROJECT	SERVICE		GPM CAPACITY	FT. TDH	% EFFICIENCY	RPM



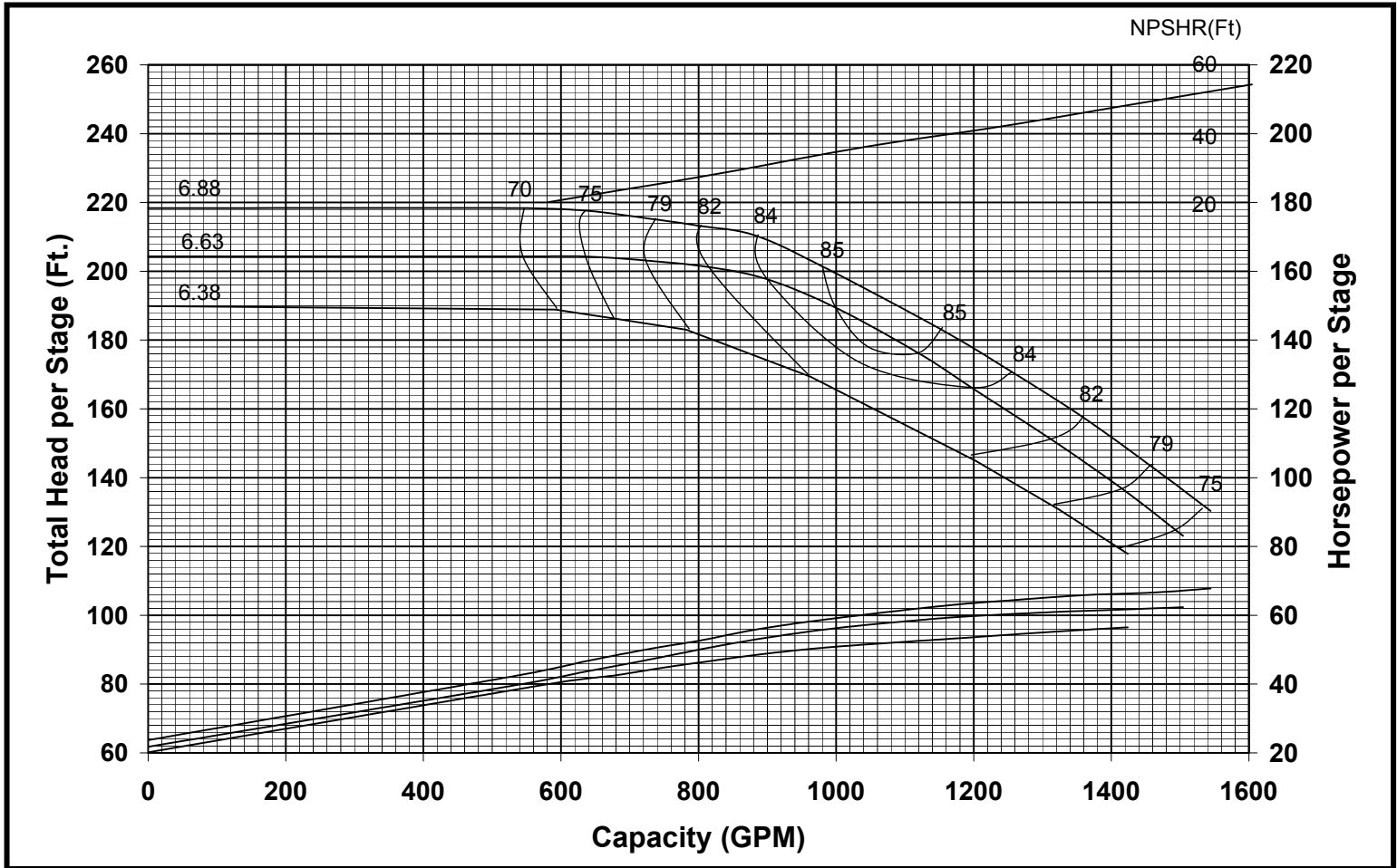
Curve No.	
E6209CFPC0	
Model	9RCLO
RPM	3550
EFFICIENCY CORRECTION	
1-STAGE	-2.0
2-STAGE	-1.0
3-STAGE	-0.5
4-STAGE	0.0
Impeller	OPEN
Ns =	2334
K =	6.0 LBS/FT
K(Bal.)=	N/A
Bowl O.D.	9.25"
Bowl Lateral	0.88"
Max. PSI	400
Disch size	5", 6", 8"
GOULDS PUMPS	
TURBINE OPERATIONS	
Lubbock, Texas	
BOWL PERFORMANCE CURVE BASED ON PUMPING CLEAR, NON-AERATED WATER. RATED POINT ONLY IS GUARANTEED. CURVES REPRESENT SINGLE STAGE PERFORMANCE BASED ON TEST OF MULTI-STAGE BOWL ASSEMBLY. EFFICIENCY ASSEMBLY. EFFICIENCY ASSEMBLY. EFFICIENCY	

GOULDS PROPOSAL NO.	GOULDS S.O. NO.	INQUIRY NO.	CUSTOMER P.O. NO.	P.O. DATE	ITEM NO.	CUSTOMER
PROJECT	SERVICE		GPM CAPACITY	FT. TDH	% EFFICIENCY	RPM



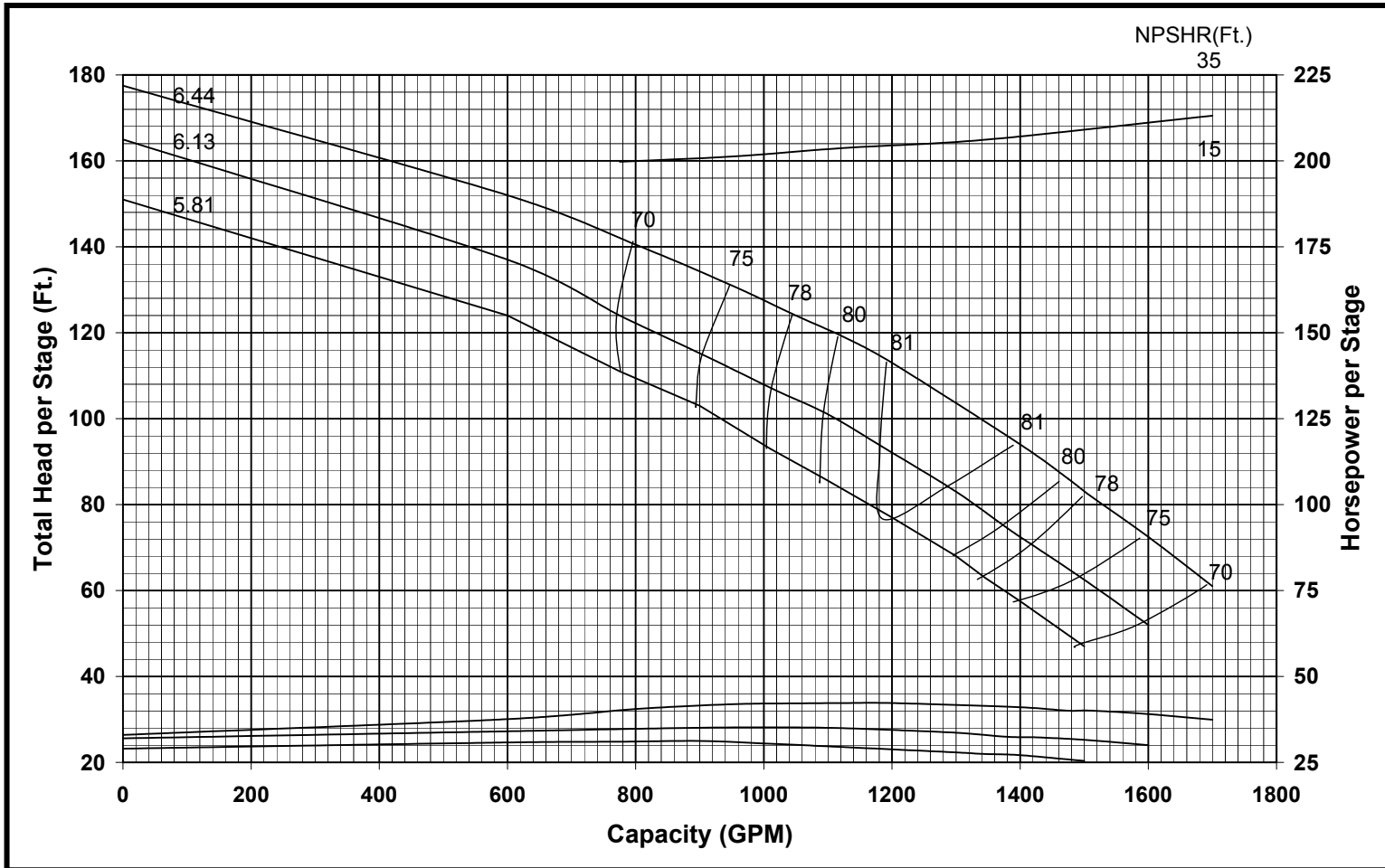
Curve No. E6209CCPC0	
Model 9RCHC	
RPM 3450	
EFFICIENCY CORRECTION	
1-STAGE	-2.0
2-STAGE	-1.0
3-STAGE	-0.5
4-STAGE	0.0
Impeller ENCLOSED	
Ns = 2300	
K = 3.10 LBS/FT.	
K(Bal.)= N/A	
Bowl O.D.	9.25"
Bowl Lateral	0.88"
Max. PSI	400
Disch size	5", 6", 8"
GOULDS PUMPS	
TURBINE OPERATIONS Lubbock, Texas	
BOWL PERFORMANCE CURVE BASED ON PUMPING CLEAR, NON-AERATED WATER. RATED POINT ONLY IS GUARANTEED. CURVES REPRESENT SINGLE STAGE PERFORMANCE BASED ON TEST OF MULTI-STAGE BOWL ASSEMBLY. EFFICIENCY CORRECTION IS REQUIRED FOR LESSER STAGES.	

GOULDS PROPOSAL NO.	GOULDS S.O. NO.	INQUIRY NO.	CUSTOMER P.O. NO.	P.O. DATE	ITEM NO.	CUSTOMER
PROJECT	SERVICE		GPM CAPACITY	FT. TDH	% EFFICIENCY	RPM



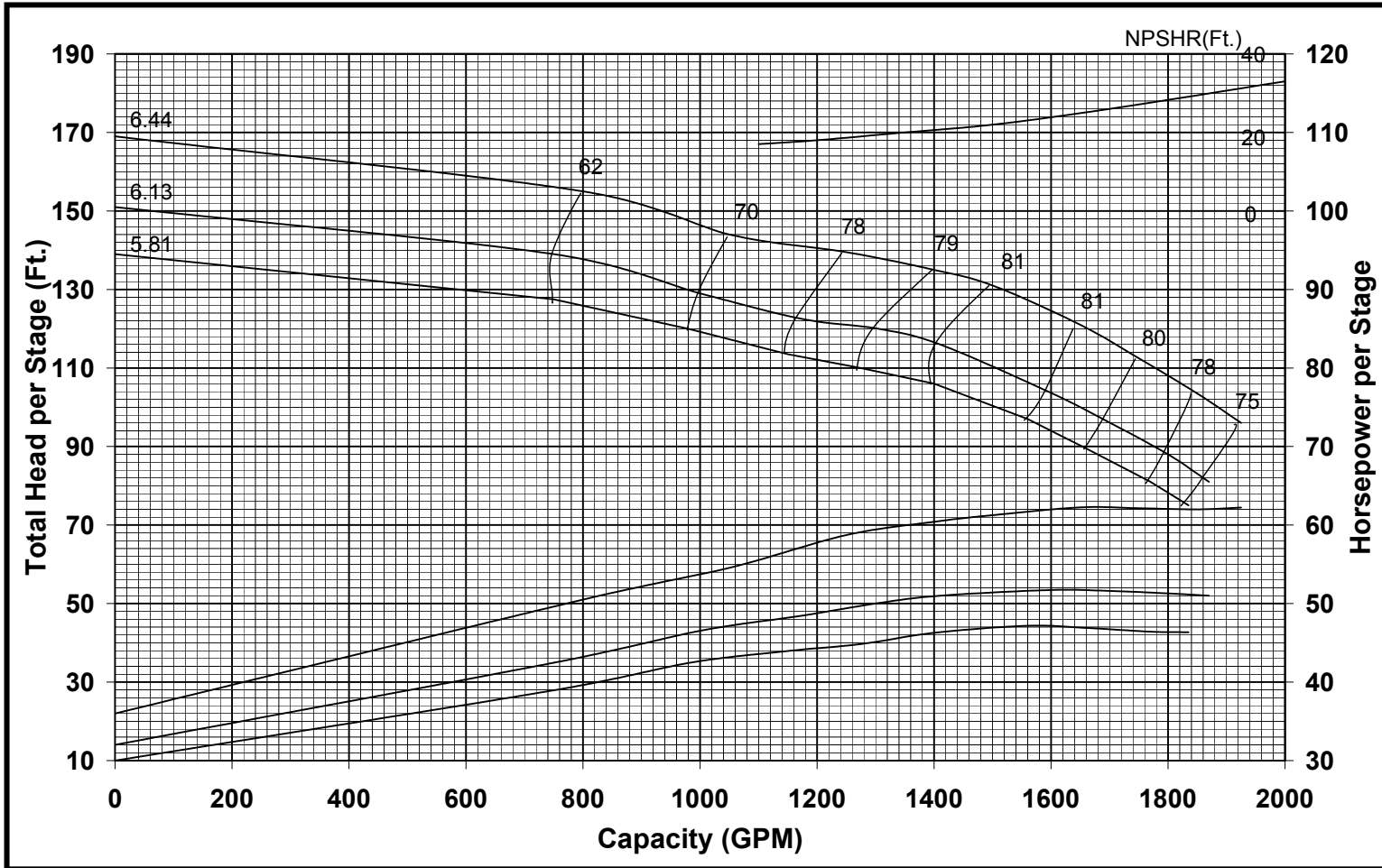
Curve No.	
E6209CHPC0	
Model	9RCHO
RPM	3550
EFFICIENCY CORRECTION	
1-STAGE	-2.0
2-STAGE	-1.0
3-STAGE	-0.5
4-STAGE	0.0
Impeller	OPEN
Ns =	2275
K =	6.00 LBS/FT.
K(Bal.)=	N/A
Bowl O.D.	9.25"
Bowl Lateral	0.88"
Max. PSI	400
Disch size	5", 6", 8"
GOULDS PUMPS	
TURBINE OPERATIONS	
Lubbock, Texas	
BOWL PERFORMANCE CURVE BASED ON PUMPING CLEAR, NON-AERATED WATER. RATED POINT ONLY IS GUARANTEED. CURVES REPRESENT SINGLE STAGE PERFORMANCE BASED ON TEST OF MULTI-STAGE BOWL ASSEMBLY. EFFICIENCY CORRECTION IS REQUIRED FOR LESSER STAGES.	

GOULDS PROPOSAL NO.	GOULDS S.O. NO.	INQUIRY NO.	CUSTOMER P.O. NO.	P.O. DATE	ITEM NO.	CUSTOMER
PROJECT	SERVICE		GPM CAPACITY	FT. TDH	% EFFICIENCY	RPM



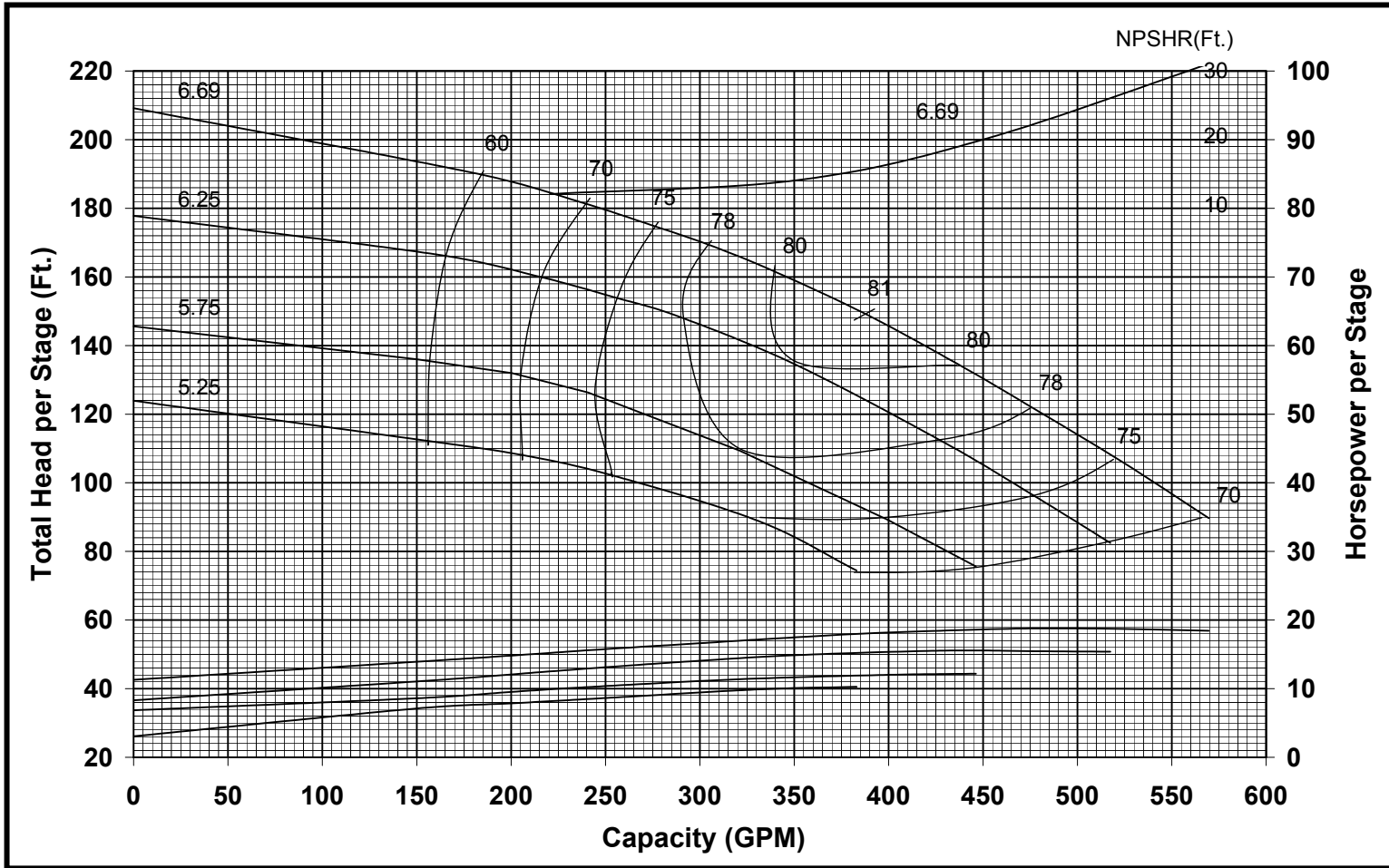
Curve No.	
E6209TAPC0	
Model	9TLC
RPM	3450
EFFICIENCY CORRECTION	
1-STAGE	
2-STAGE	
3-STAGE	
4-STAGE	
Impeller	ENCLOSED
Ns =	3740
K =	9.0 LBS/FT
K(Bal.)=	N/A
Bowl O.D.	9.25"
Bowl Lateral	0.75"
Max. PSI	530
Disch size	5", 6", 8"
GOULDS PUMPS	
TURBINE OPERATIONS	
Lubbock, Texas	
BOWL PERFORMANCE CURVE BASED ON PUMPING CLEAR, NON-AERATED WATER. RATED POINT ONLY IS GUARANTEED. CURVES REPRESENT SINGLE STAGE PERFORMANCE BASED ON TEST OF MULTI-STAGE BOWL ASSEMBLY. EFFICIENCY CORRECTION IS REQUIRED FOR LESSER STAGES.	

GOULDS PROPOSAL NO.	GOULDS S.O. NO.	INQUIRY NO.	CUSTOMER P.O. NO.	P.O. DATE	ITEM NO.	CUSTOMER
PROJECT	SERVICE		GPM CAPACITY	FT. TDH	% EFFICIENCY	RPM



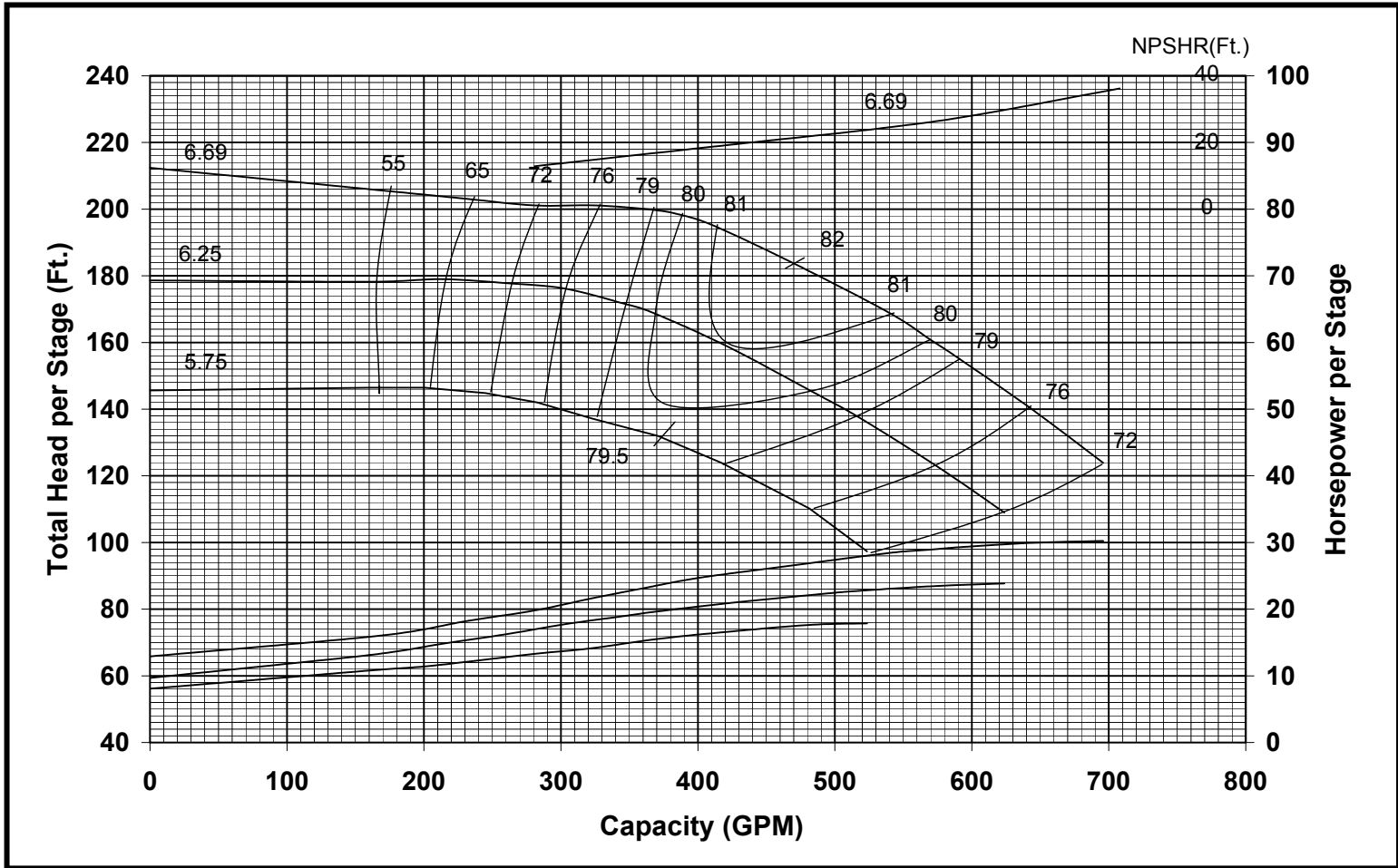
Curve No.	
E6209TEPC0	
Model	9THC
RPM	3450
EFFICIENCY CORRECTION	
1-STAGE	
2-STAGE	
3-STAGE	
4-STAGE	
Impeller	ENCLOSED
Ns =	3580
K =	9.0 LBS/FT
K(Bal.)=	N/A
Bowl O.D.	9.25"
Bowl Lateral	0.75"
Max. PSI	530
Disch size	5", 6", 8"
GOULDS PUMPS	
TURBINE OPERATIONS	
Lubbock, Texas	
BOWL PERFORMANCE CURVE BASED ON PUMPING CLEAR, NON-AERATED WATER. RATED POINT ONLY IS GUARANTEED. CURVES REPRESENT SINGLE STAGE PERFORMANCE BASED ON TEST OF MULTI-STAGE BOWL ASSEMBLY. EFFICIENCY CORRECTION IS REQUIRED FOR LESSER STAGES.	

GOULDS PROPOSAL NO.	GOULDS S.O. NO.	INQUIRY NO.	CUSTOMER P.O. NO.	P.O. DATE	ITEM NO.	CUSTOMER
PROJECT	SERVICE		GPM CAPACITY	FT. TDH	% EFFICIENCY	RPM



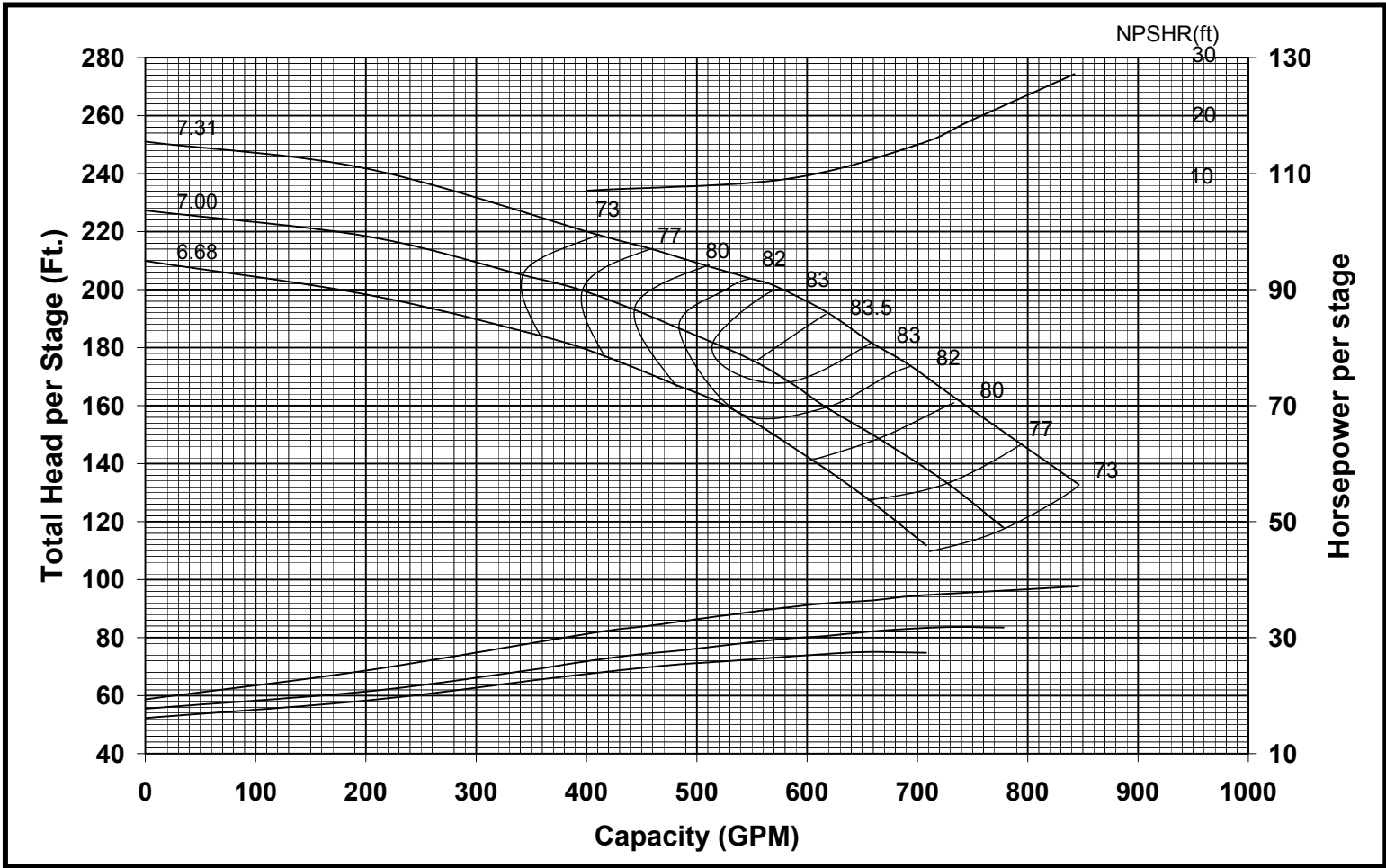
Curve No.	
E6210ACPC4	
Model	10RALC
RPM	3550
EFFICIENCY CORRECTION	
1-STAGE	-4.0
2-STAGE	-2.0
3-STAGE	-1.0
4-STAGE	0.0
Impeller	ENCLOSED
Ns =	1625
K =	3.75 LBS/FT
K(Bal.)=	N/A
Bowl O.D.	9.50'
Bowl Lateral	0.37"
Max. PSI	450
Disch size	4", 6", 8"
GOULDS PUMPS	
TURBINE OPERATIONS	
Lubbock, Texas	
BOWL PERFORMANCE CURVE BASED ON PUMPING CLEAR, NON-AERATED WATER. RATED POINT ONLY IS GUARANTEED. CURVES REPRESENT SINGLE STAGE PERFORMANCE BASED ON TEST OF MULTI-STAGE BOWL ASSEMBLY. EFFICIENCY CORRECTION IS REQUIRED FOR LESSER STAGES.	

GOULDS PROPOSAL NO.	GOULDS S.O. NO.	INQUIRY NO.	CUSTOMER P.O. NO.	P.O. DATE	ITEM NO.	CUSTOMER
PROJECT	SERVICE		GPM CAPACITY	FT. TDH	% EFFICIENCY	RPM



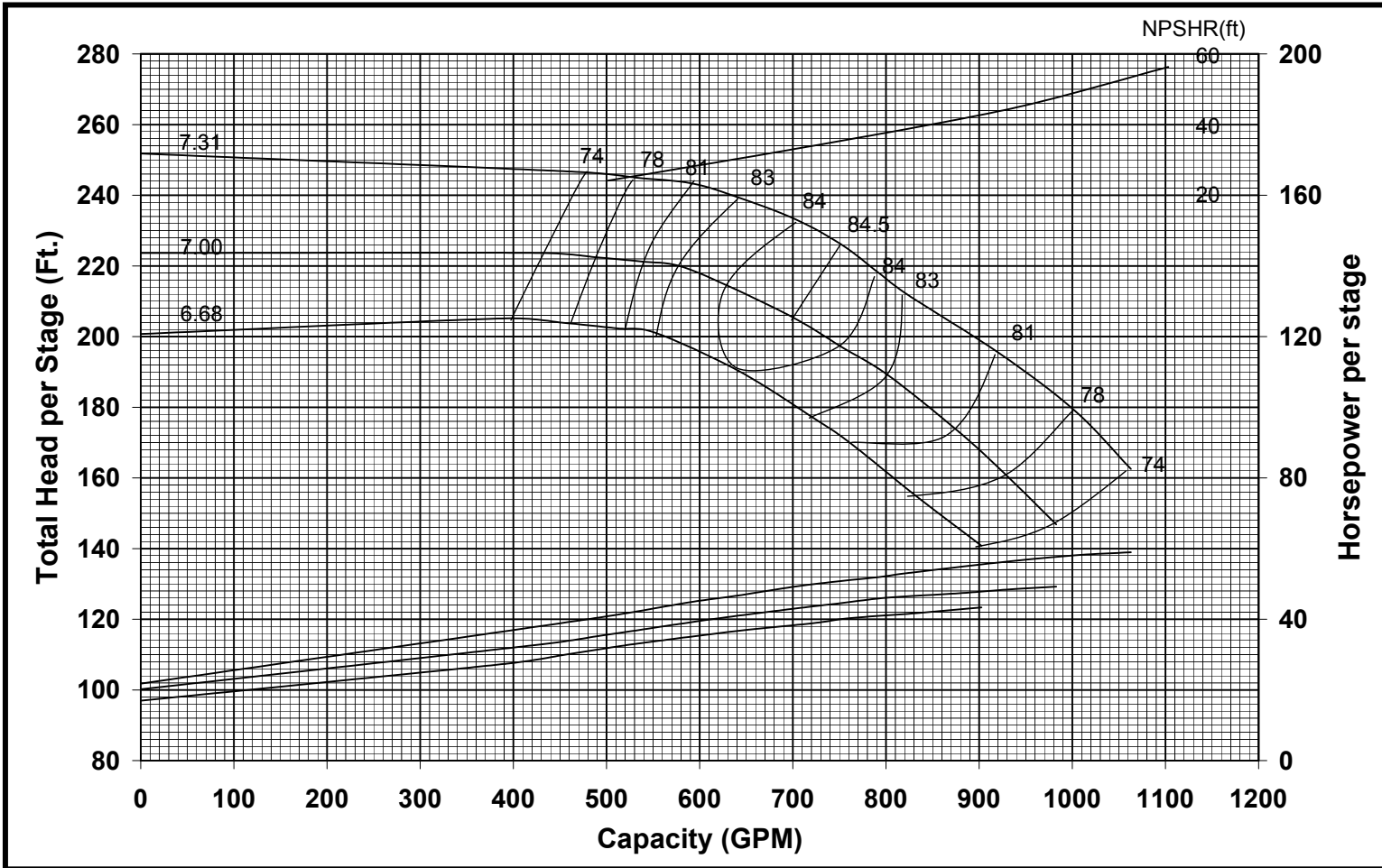
Curve No.	
E6210AAPC4	
Model	10RAHC
RPM	3550
EFFICIENCY CORRECTION	
1-STAGE	-4.0
2-STAGE	-2.0
3-STAGE	-1.0
4-STAGE	0.0
Impeller	ENCLOSED
Ns =	1550
K =	3.75 LBS/FT
K(Bal.)=	N/A
Bowl O.D.	9.50'
Bowl Lateral	0.37"
Max. PSI	450
Disch size	4", 6", 8"
GOULDS PUMPS	
TURBINE OPERATIONS	
Lubbock, Texas	
BOWL PERFORMANCE CURVE BASED ON PUMPING CLEAR, NON-AERATED WATER. RATED POINT ONLY IS GUARANTEED. CURVES REPRESENT SINGLE STAGE PERFORMANCE BASED ON TEST OF MULTI-STAGE BOWL ASSEMBLY. EFFICIENCY CORRECTION IS REQUIRED FOR LESSER STAGES.	

GOULDS PROPOSAL NO.	GOULDS S.O. NO.	INQUIRY NO.	CUSTOMER P.O. NO.	P.O. DATE	ITEM NO.	CUSTOMER
PROJECT	SERVICE		GPM CAPACITY	FT. TDH	% EFFICIENCY	RPM



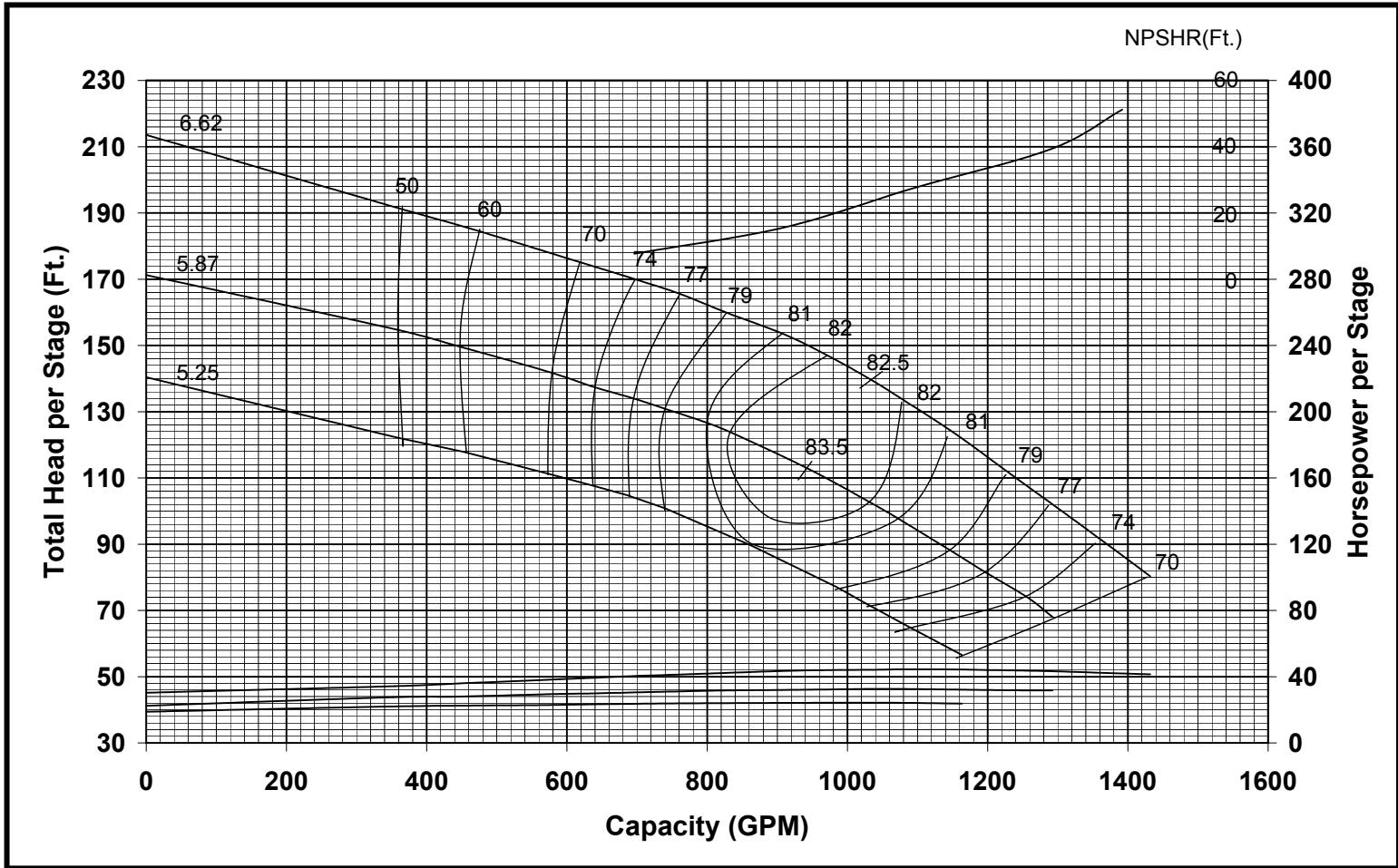
Curve No.	
E6210WBPC1	
Model	10WALC
RPM	3550
EFFICIENCY CORRECTION	
1-STAGE	-3.0
2-STAGE	-2.0
3-STAGE	-1.0
4-STAGE	0.0
Impeller	ENCLOSED
Ns =	1700
K =	4.60 LBS/FT
K(Bal.)=	N/A
Bowl O.D.	9.50"
Bowl Lateral	0.63"
Max. PSI	375
Disch size	4",6",8"
GOULDS PUMPS	
TURBINE OPERATIONS	
Lubbock, Texas	
BOWL PERFORMANCE CURVE BASED ON PUMPING CLEAR, NON-AERATED WATER. RATED POINT ONLY IS GUARANTEED. CURVES REPRESENT SINGLE STAGE PERFORMANCE BASED ON TEST OF MULTI-STAGE BOWL ASSEMBLY. EFFICIENCY CORRECTION IS REQUIRED FOR LESSER STAGES.	

GOULDS PROPOSAL NO.	GOULDS S.O. NO.	INQUIRY NO.	CUSTOMER P.O. NO.	P.O. DATE	ITEM NO.	CUSTOMER
PROJECT	SERVICE		GPM CAPACITY	FT. TDH	% EFFICIENCY	RPM



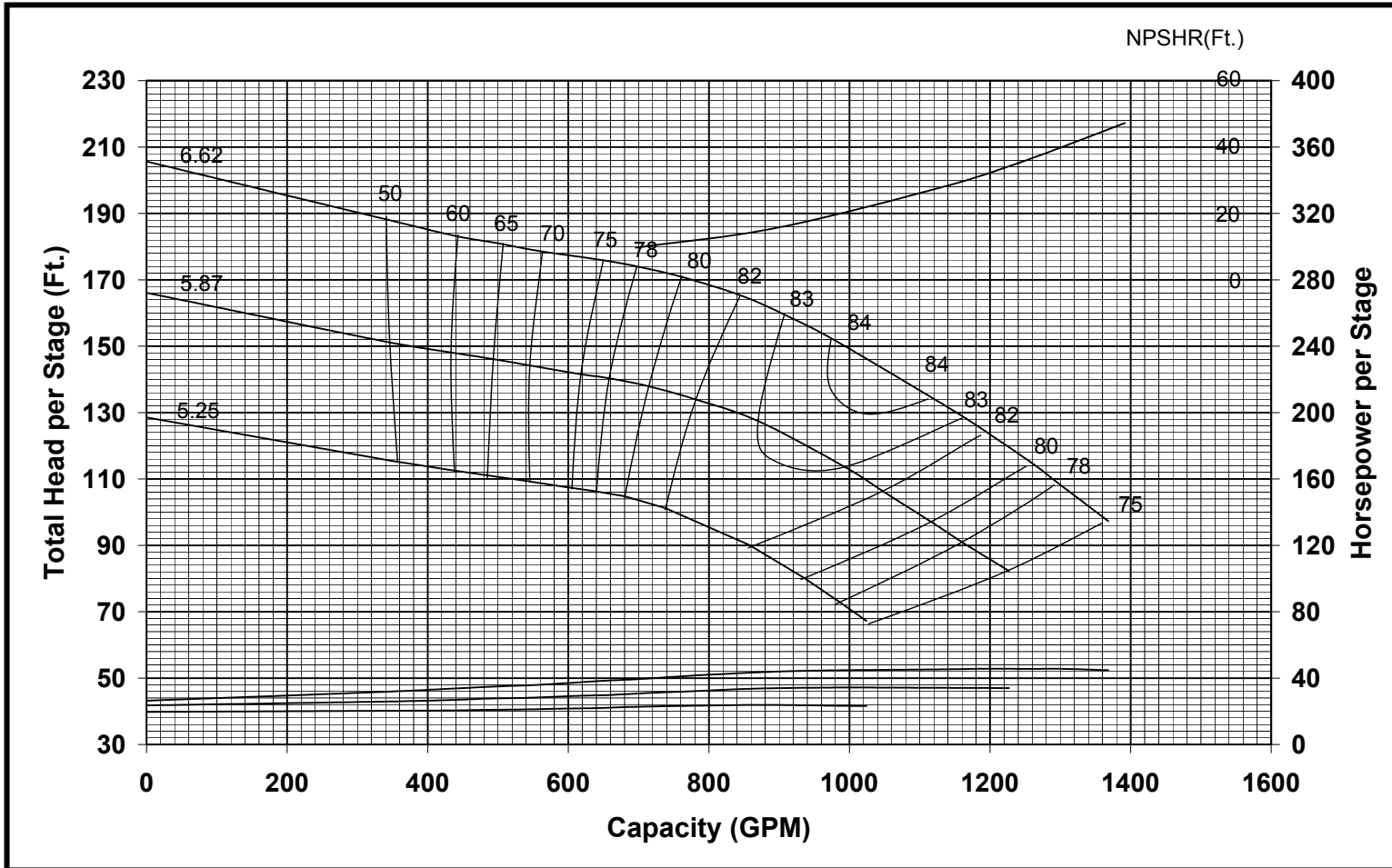
Curve No.	
E6210WAPC1	
Model	10WAHC
RPM	3550
EFFICIENCY CORRECTION	
1-STAGE	-3.0
2-STAGE	-2.0
3-STAGE	-1.0
4-STAGE	0.0
Impeller	ENCLOSED
Ns =	1695
K =	4.65 LBS/FT
K(Bal.)=	N/A
Bowl O.D.	9.50"
Bowl Lateral	0.63"
Max. PSI	375
Disch size	4",6",8"
GOULDS PUMPS	
TURBINE OPERATIONS	
Lubbock, Texas	
BOWL PERFORMANCE CURVE BASED ON PUMPING CLEAR, NON-AERATED WATER. RATED POINT ONLY IS GUARANTEED. CURVES REPRESENT SINGLE STAGE PERFORMANCE BASED ON TEST OF MULTI-STAGE BOWL ASSEMBLY. EFFICIENCY CORRECTION IS REQUIRED FOR LESSER STAGES.	

GOULDS PROPOSAL NO.	GOULDS S.O. NO.	INQUIRY NO.	CUSTOMER P.O. NO.	P.O. DATE	ITEM NO.	CUSTOMER
PROJECT	SERVICE		GPM CAPACITY	FT. TDH	% EFFICIENCY	RPM



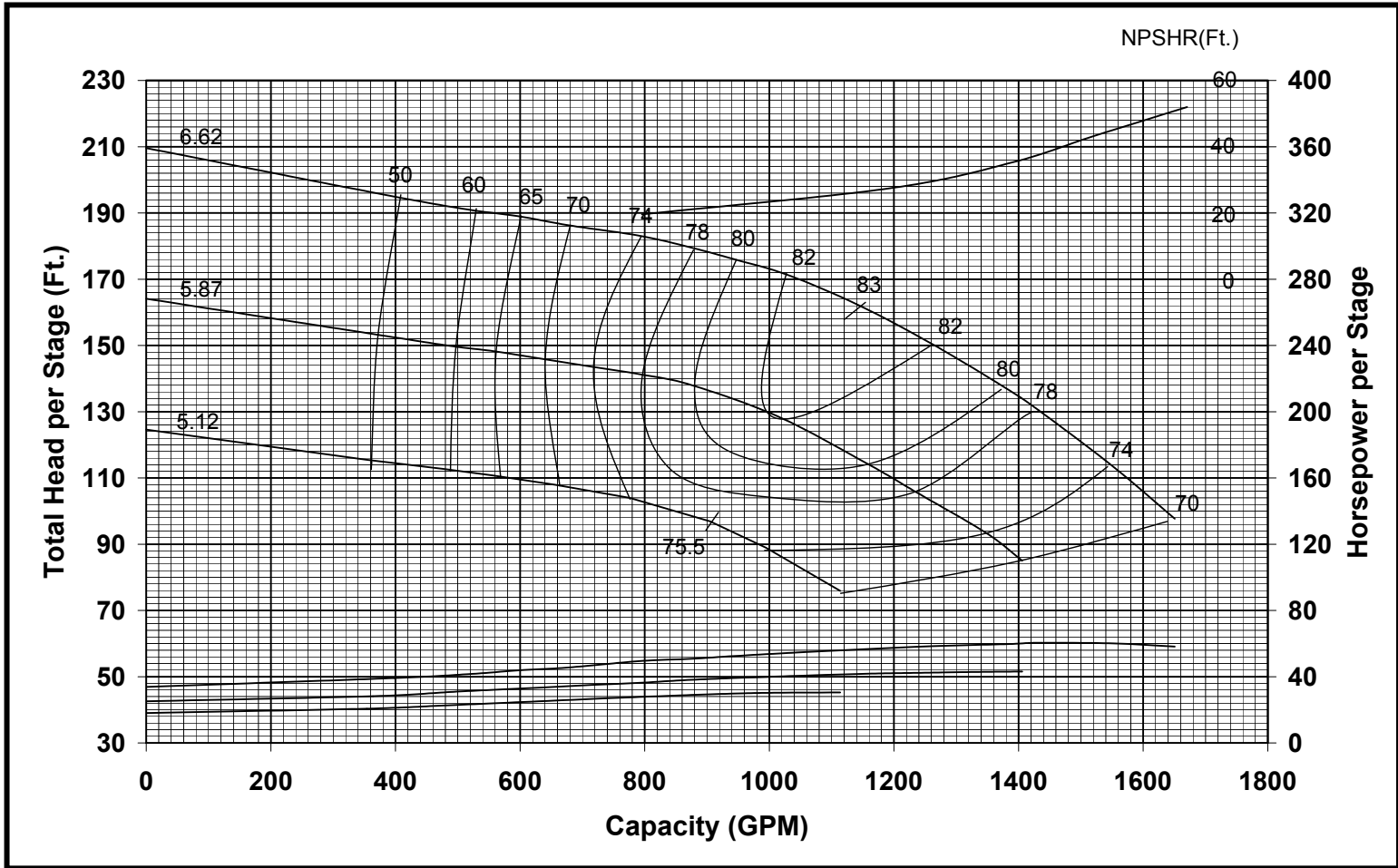
Curve No.	
E6210REPC0	
Model	10RJLC
RPM	3500
EFFICIENCY CORRECTION	
1-STAGE	
2-STAGE	
3-STAGE	
4-STAGE	
Impeller	ENCLOSED
Ns =	2760
K =	7.0 LBS/FT
K(Bal.)=	N/A
Bowl O.D.	9.50"
Bowl Lateral	0.75"
Max. PSI	430
Disch Size	6", 8"
GOULDS PUMPS	
TURBINE OPERATIONS	
Lubbock, Texas	
BOWL PERFORMANCE CURVE BASED ON PUMPING CLEAR, NON-AERATED WATER. RATED POINT ONLY IS GUARANTEED. CURVES REPRESENT SINGLE STAGE PERFORMANCE BASED ON TEST OF MULTI-STAGE BOWL ASSEMBLY. EFFICIENCY CORRECTION IS REQUIRED FOR LESSER STAGES.	

GOULDS PROPOSAL NO.	GOULDS S.O. NO.	INQUIRY NO.	CUSTOMER P.O. NO.	P.O. DATE	ITEM NO.	CUSTOMER
PROJECT		SERVICE		GPM CAPACITY	FT. TDH	% EFFICIENCY
						RPM



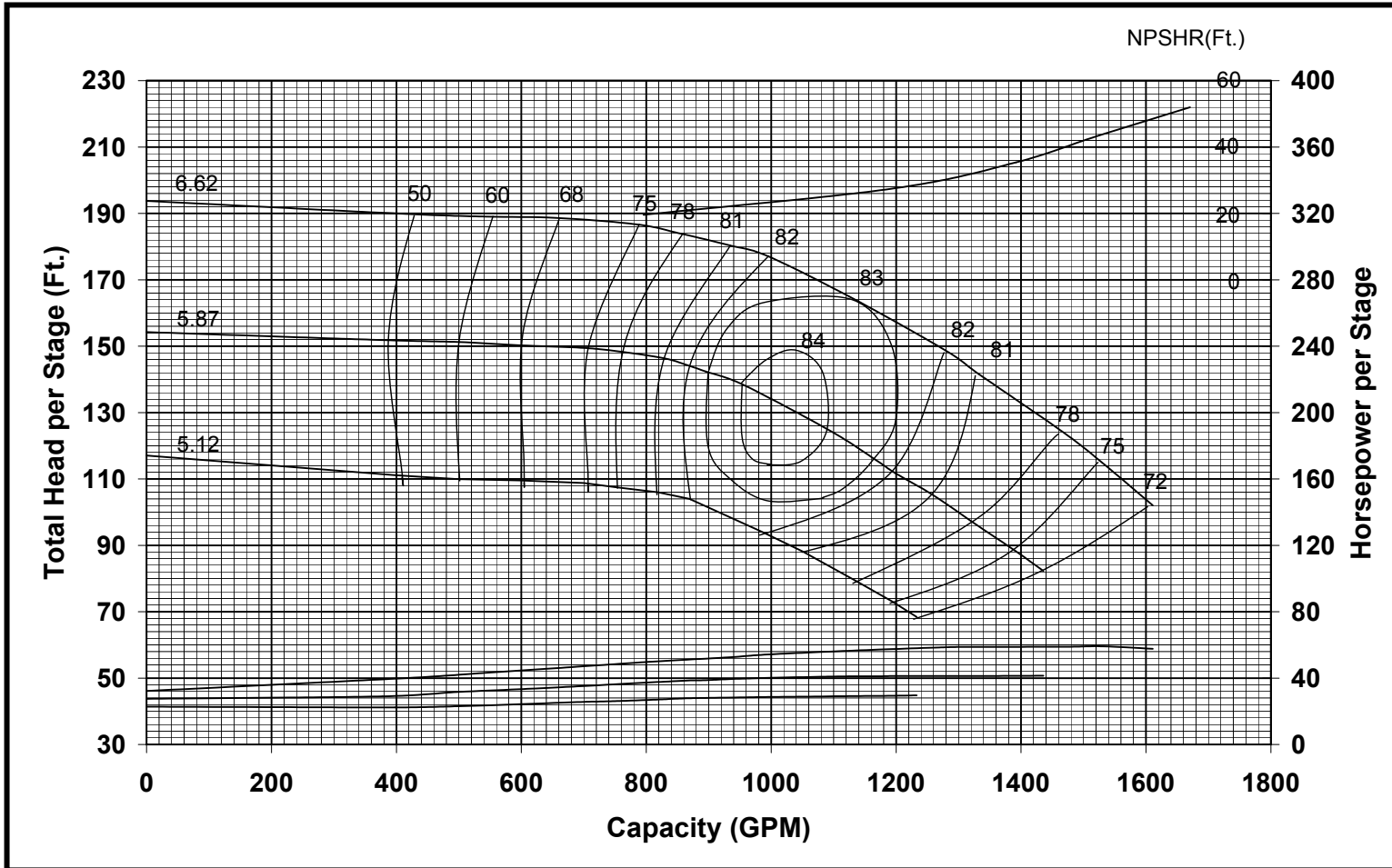
Curve No.	
E6210RFPC0	
Model	10RJLO
RPM	3500
EFFICIENCY CORRECTION	
1-STAGE	
2-STAGE	
3-STAGE	
4-STAGE	
Impeller	OPEN
Ns =	2675
K =	9.5 LBS/FT
K(Bal.)=	N/A
Bowl O.D.	9.50"
Bowl Lateral	0.75"
Max. PSI	430
Disch Size	6", 8"
GOULDS PUMPS	
TURBINE OPERATIONS	
Lubbock, Texas	
BOWL PERFORMANCE CURVE BASED ON PUMPING CLEAR, NON-AERATED WATER. RATED POINT ONLY IS GUARANTEED. CURVES REPRESENT SINGLE STAGE PERFORMANCE BASED ON TEST OF MULTI-STAGE BOWL ASSEMBLY. EFFICIENCY CORRECTION IS REQUIRED FOR LESSER STAGES.	

GOULDS PROPOSAL NO.	GOULDS S.O. NO.	INQUIRY NO.	CUSTOMER P.O. NO.	P.O. DATE	ITEM NO.	CUSTOMER
PROJECT	SERVICE		GPM CAPACITY	FT. TDH	% EFFICIENCY	RPM



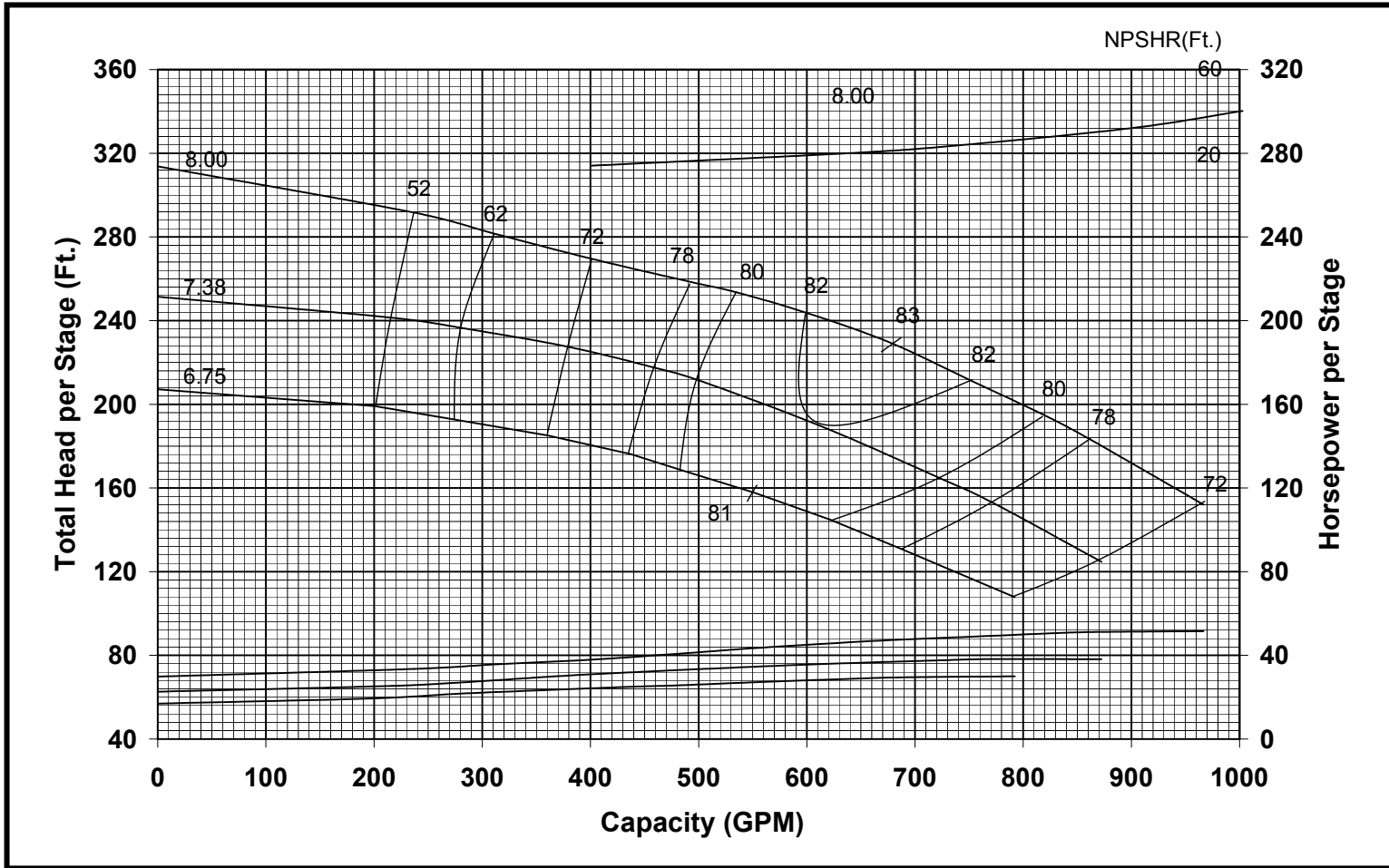
Curve No.	
E6210RGPC0	
Model	10RJMC
RPM	3500
EFFICIENCY CORRECTION	
1-STAGE	
2-STAGE	
3-STAGE	
4-STAGE	
Impeller	ENCLOSED
Ns =	2610
K =	7.0 LBS/FT
K(Bal.)=	N/A
Bowl O.D.	9.50"
Bowl Lateral	0.75"
Max. PSI	430
Disch Size	6", 8"
GOULDS PUMPS	
TURBINE OPERATIONS	
Lubbock, Texas	
BOWL PERFORMANCE CURVE BASED ON PUMPING CLEAR, NON-AERATED WATER. RATED POINT ONLY IS GUARANTEED. CURVES REPRESENT SINGLE STAGE PERFORMANCE BASED ON TEST OF MULTI-STAGE BOWL ASSEMBLY. EFFICIENCY CORRECTION IS REQUIRED FOR LESSER STAGES.	

GOULDS PROPOSAL NO.	GOULDS S.O. NO.	INQUIRY NO.	CUSTOMER P.O. NO.	P.O. DATE	ITEM NO.	CUSTOMER
PROJECT	SERVICE		GPM CAPACITY	FT. TDH	% EFFICIENCY	RPM



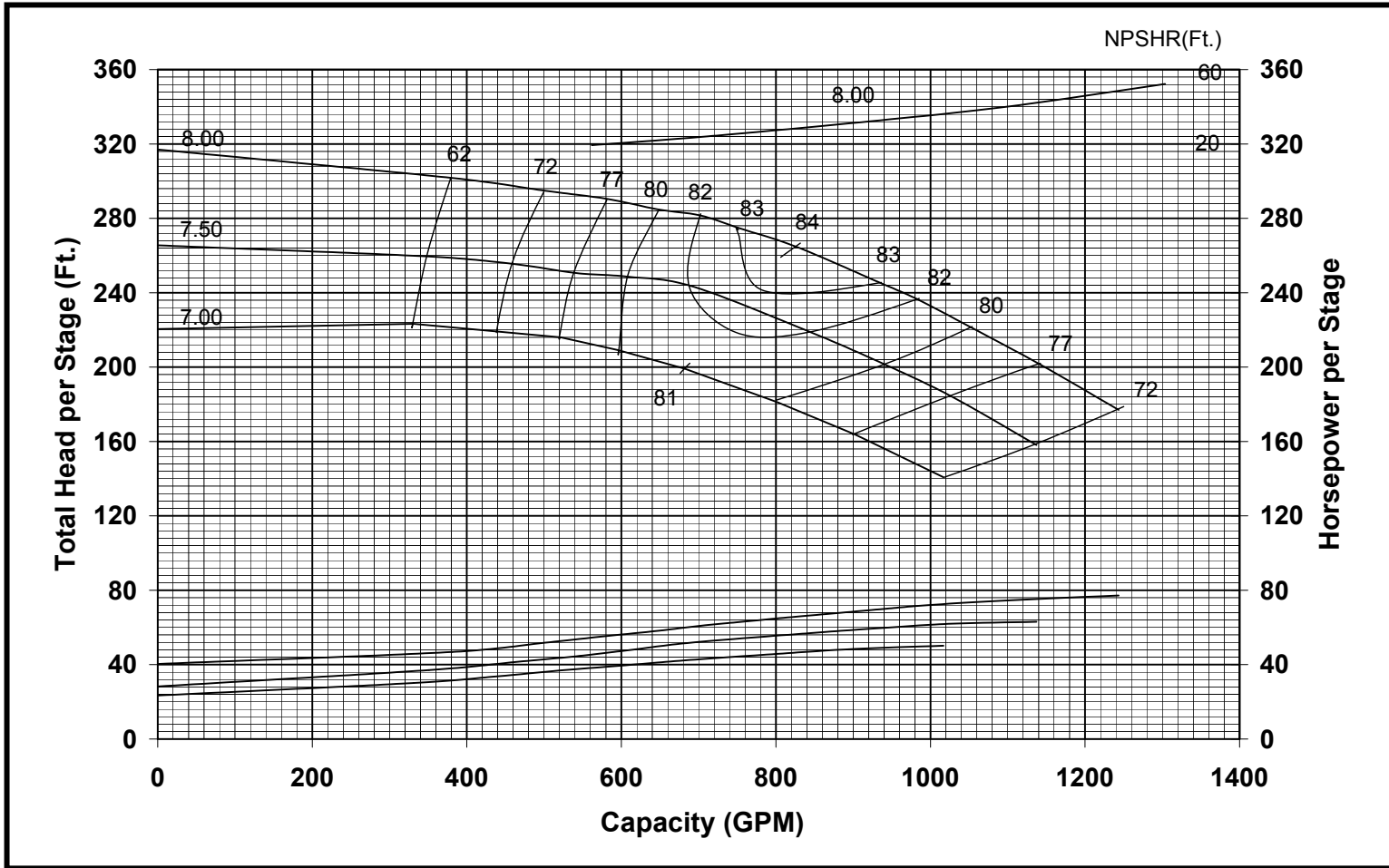
Curve No.	
E6210RHPC0	
Model	10RJMO
RPM	3500
EFFICIENCY CORRECTION	
1-STAGE	
2-STAGE	
3-STAGE	
4-STAGE	
Impeller	OPEN
Ns =	2565
K =	9.5 LBS/FT
K(Bal.)=	N/A
Bowl O.D.	9.50"
Bowl Lateral	0.75"
Max. PSI	430
Disch Size	6", 8"
GOULDS PUMPS	
TURBINE OPERATIONS	
Lubbock, Texas	
BOWL PERFORMANCE CURVE BASED ON PUMPING CLEAR, NON-AERATED WATER. RATED POINT ONLY IS GUARANTEED. CURVES REPRESENT SINGLE STAGE PERFORMANCE BASED ON TEST OF MULTI-STAGE BOWL ASSEMBLY. EFFICIENCY CORRECTION IS REQUIRED FOR LESSER STAGES.	

GOULDS PROPOSAL NO.	GOULDS S.O. NO.	INQUIRY NO.	CUSTOMER P.O. NO.	P.O. DATE	ITEM NO.	CUSTOMER
PROJECT	SERVICE		GPM CAPACITY	FT. TDH	% EFFICIENCY	RPM



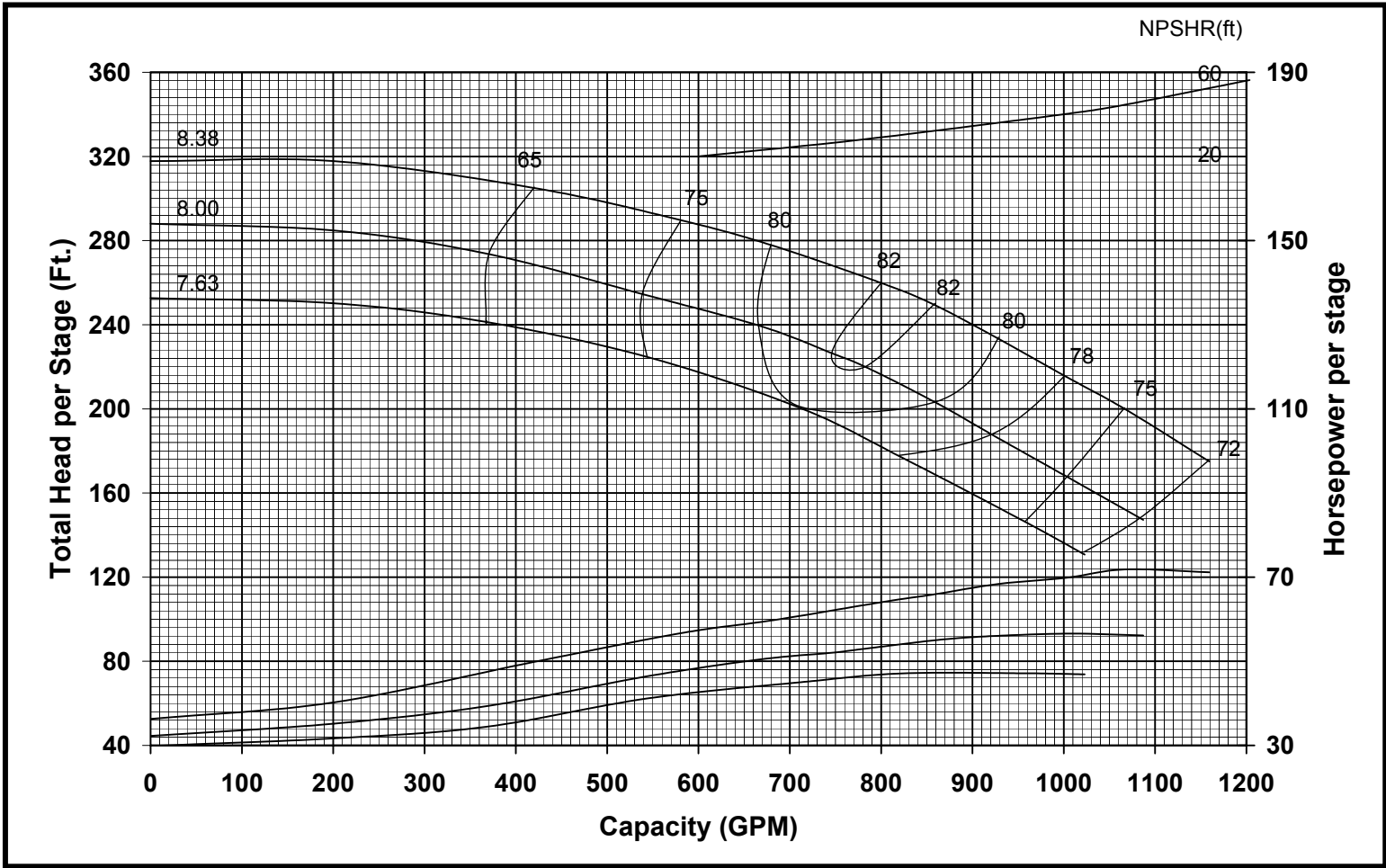
Curve No.	
E6211ACPC4	
Model	11RALC
RPM	3550
EFFIEICIENCY CORRECTION	
1-STAGE	-5.0
2-STAGE	-3.0
3-STAGE	-1.0
4-STAGE	0.0
Impeller	ENCLOSED
Ns =	1585
K =	5.3 LBS/FT
K(Bal.)=	N/A
Bowl O.D.	11.60"
Bowl Lateral	0.37"
Max. PSI	400
Disch size	6", 8", 10"
GOULDS PUMPS	
TURBINE OPERATIONS	
Lubbock, Texas	
BOWL PERFORMANCE CURVE BASED ON PUMPING CLEAR, NON-AERATED WATER. RATED POINT ONLY IS GUARATEED. CURVES REPRESENT SINGLE STAGE PERFORMANCE BASED ON TEST OF MULTI-STAGE BOWL ASSEMBLY. EFFICIENCY CORRECTION IS REQUIRED FOR LESSER STAGES.	

GOULDS PROPOSAL NO.	GOULDS S.O. NO.	INQUIRY NO.	CUSTOMER P.O. NO.	P.O. DATE	ITEM NO.	CUSTOMER
PROJECT	SERVICE		GPM CAPACITY	FT. TDH	% EFFICIENCY	RPM



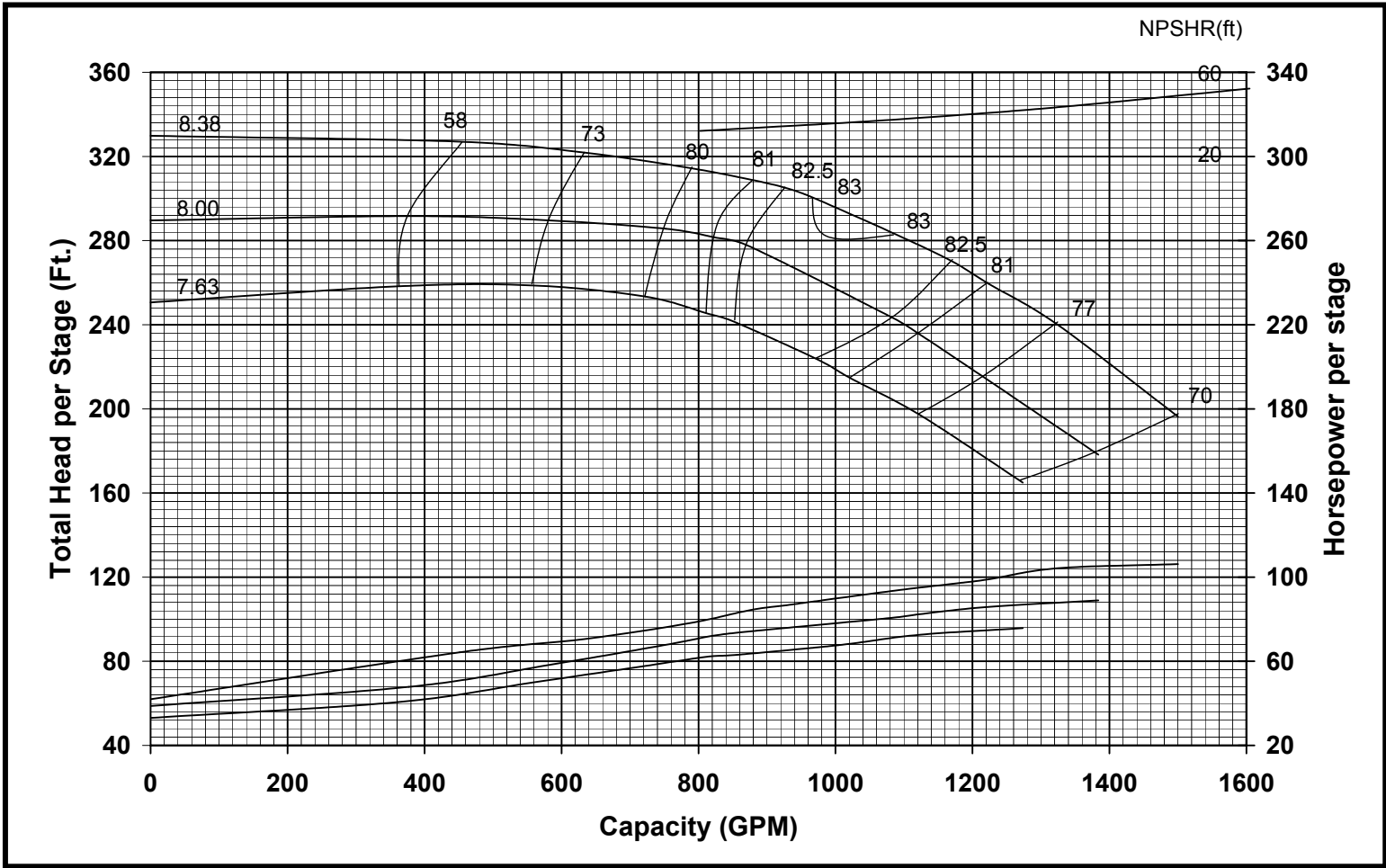
Curve No.	
E6211AAPC4	
Model	11RAHC
RPM	3550
EFFICIENCY CORRECTION	
1-STAGE	-5.0
2-STAGE	-3.0
3-STAGE	-1.0
4-STAGE	0.0
Impeller	ENCLOSED
Ns =	1560
K =	5.3 LBS/FT
K(Bal.)=	N/A
Bowl O.D.	11.60"
Bowl Lateral	0.37"
Max. PSI	400
Disch size	6", 8", 10"
GOULDS PUMPS	
TURBINE OPERATIONS	
Lubbock, Texas	
BOWL PERFORMANCE CURVE BASED ON PUMPING CLEAR, NON-AERATED WATER. RATED POINT ONLY IS GUARANTEED. CURVES REPRESENT SINGLE STAGE PERFORMANCE BASED ON TEST OF MULTI-STAGE BOWL ASSEMBLY. EFFICIENCY CORRECTION IS REQUIRED FOR LESSER STAGES.	

GOULDS PROPOSAL NO.	GOULDS S.O. NO.	INQUIRY NO.	CUSTOMER P.O. NO.	P.O. DATE	ITEM NO.	CUSTOMER
PROJECT	SERVICE		GPM CAPACITY	FT. TDH	% EFFICIENCY	RPM



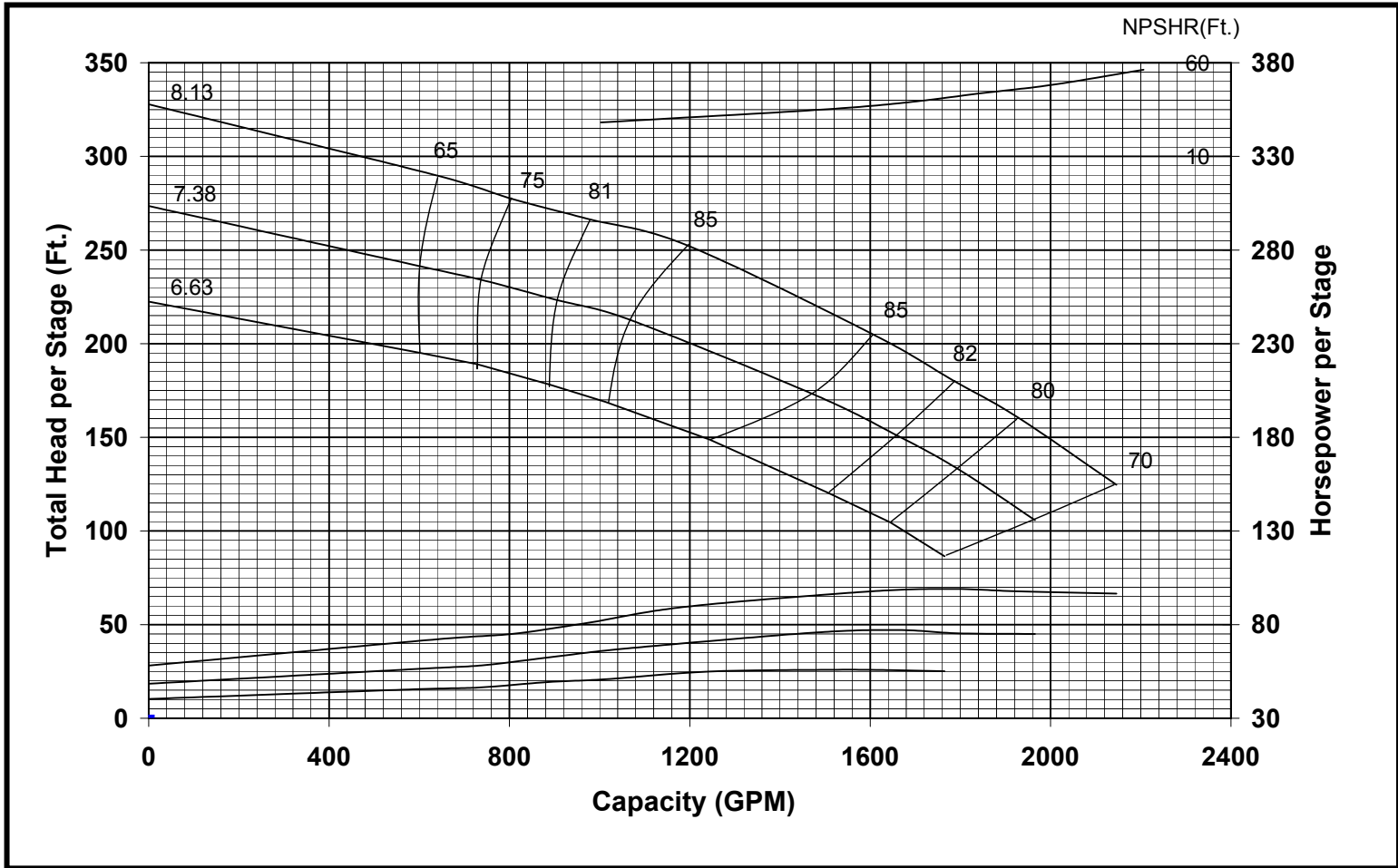
Curve No.	
E6211WBPC1	
Model	11WALC
RPM	3550
EFFICIENCY CORRECTION	
1-STAGE	-3.0
2-STAGE	-2.0
3-STAGE	-1.0
4-STAGE	0.0
Impeller	ENCLOSED
Ns =	1600
K =	4.25 LBS/FT
K(Bal.)=	N/A
Bowl O.D.	11.0"
Bowl Lateral	0.75"
Max. PSI	380
Disch size	5", 6", 8"
GOULDS PUMPS	
TURBINE OPERATIONS	
Lubbock, Texas	
BOWL PERFORMANCE CURVE BASED ON PUMPING CLEAR, NON-AERATED WATER. RATED POINT ONLY IS GUARANTEED. CURVES REPRESENT SINGLE STAGE PERFORMANCE BASED ON TEST OF MULTI-STAGE BOWL ASSEMBLY. EFFICIENCY CORRECTION IS REQUIRED FOR LESSER STAGES.	

GOULDS PROPOSAL NO.	GOULDS S.O. NO.	INQUIRY NO.	CUSTOMER P.O. NO.	P.O. DATE	ITEM NO.	CUSTOMER
PROJECT	SERVICE		GPM CAPACITY	FT. TDH	% EFFICIENCY	RPM



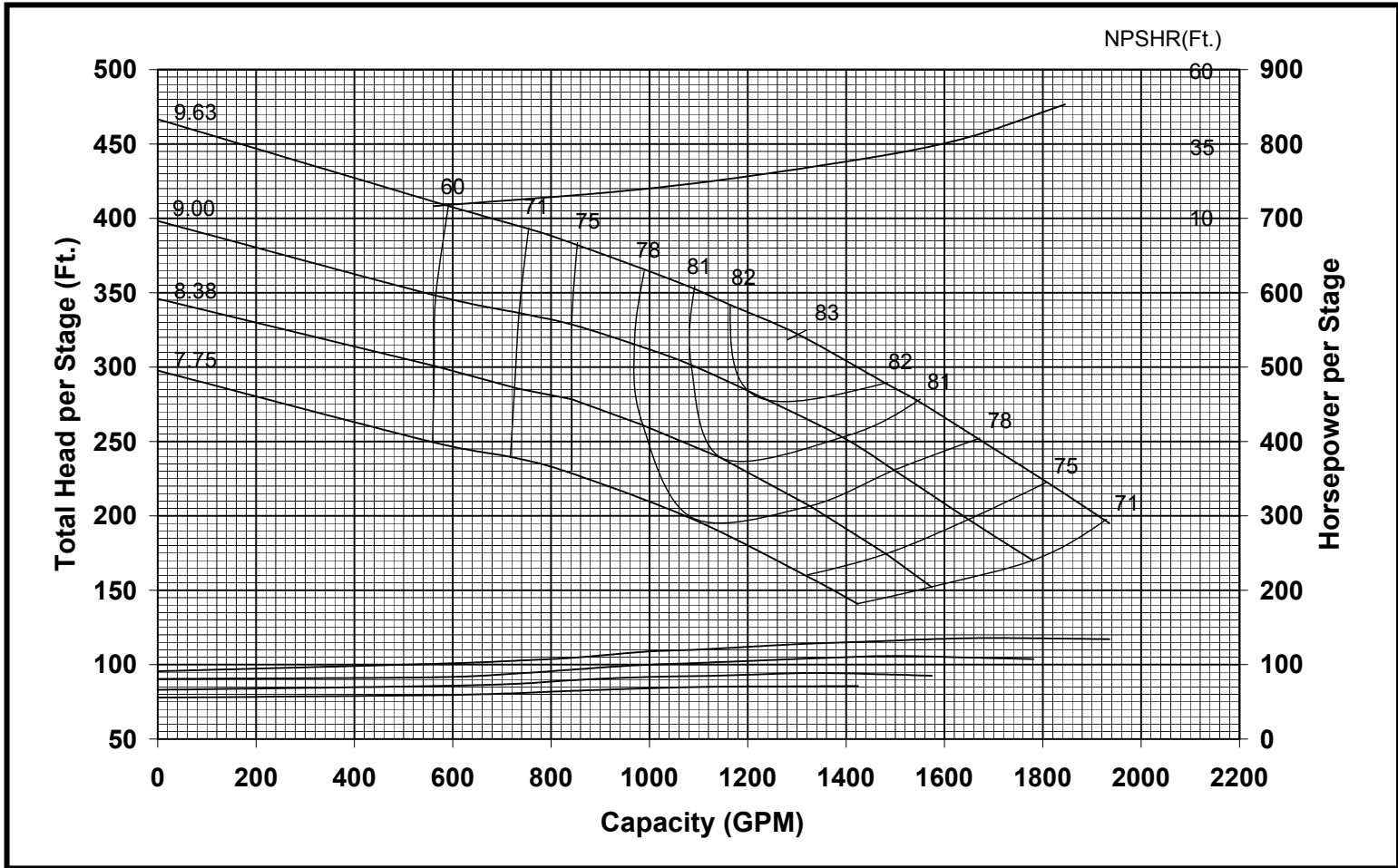
Curve No.	
E6211WAPC1	
Model	11WAHC
RPM	3550
EFFICIENCY CORRECTION	
1-STAGE	-3.0
2-STAGE	-2.0
3-STAGE	-1.0
4-STAGE	0.0
Impeller	ENCLOSED
Ns =	1750
K =	4.30 LBS/FT
K(Bal.)=	N/A
Bowl O.D.	11.0"
Bowl Lateral	0.75"
Max. PSI	380
Disch size	5", 6", 8"
GOULDS PUMPS	
TURBINE OPERATIONS	
Lubbock, Texas	
BOWL PERFORMANCE CURVE BASED ON PUMPING CLEAR, NON-AERATED WATER. RATED POINT ONLY IS GUARANTEED. CURVES REPRESENT SINGLE STAGE PERFORMANCE BASED ON TEST OF MULTI-STAGE BOWL ASSEMBLY. EFFICIENCY CORRECTION IS REQUIRED FOR LESSER STAGES.	

GOULDS PROPOSAL NO.	GOULDS S.O. NO.	INQUIRY NO.	CUSTOMER P.O. NO.	P.O. DATE	ITEM NO.	CUSTOMER
PROJECT	SERVICE		GPM CAPACITY	FT. TDH	% EFFICIENCY	RPM



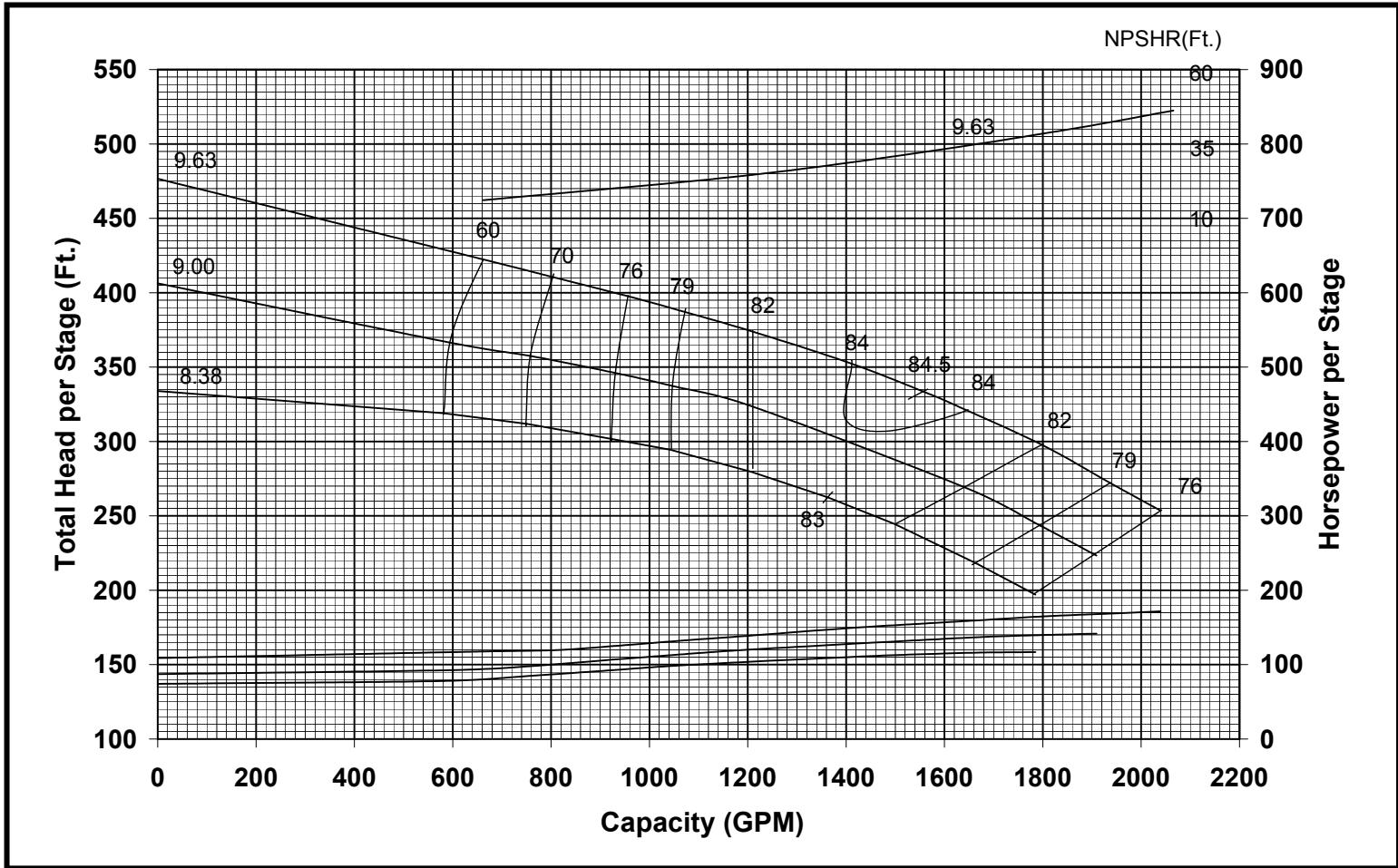
Curve No.	
E6211CFPC1	
Model	11CLC
RPM	3550
EFFICIENCY CORRECTION	
1-STAGE	-1.5
2-STAGE	-1.0
3-STAGE	-0.5
4-STAGE	0.0
Impeller	ENCLOSED
Ns =	2230
K =	7.1 LBS/FT
K(Bal.)=	N/A
Bowl O.D.	11.0"
Bowl Lateral	0.75"
Max. PSI	380
Disch size	6",8",10"
GOULDS PUMPS	
TURBINE OPERATIONS	
Lubbock, Texas	
BOWL PERFORMANCE CURVE BASED ON PUMPING CLEAR, NON-AERATED WATER. RATED POINT ONLY IS GUARANTEED. CURVES REPRESENT SINGLE STAGE PERFORMANCE BASED ON TEST OF MULTI-STAGE BOWL ASSEMBLY. EFFICIENCY CORRECTION IS REQUIRED FOR LESSER STAGES.	

GOULDS PROPOSAL NO.	GOULDS S.O. NO.	INQUIRY NO.	CUSTOMER P.O. NO.	P.O. DATE	ITEM NO.	CUSTOMER
PROJECT	SERVICE		GPM CAPACITY	FT. TDH	% EFFICIENCY	RPM



Curve No.	
E6213ACPC5	
Model	13RALC
RPM	3550
EFFICIENCY CORRECTION	
1-STAGE	-5.0
2-STAGE	-2.0
3-STAGE	-1.0
4-STAGE	0.0
Impeller	ENCLOSED
Ns =	1690
K =	7.9 LBS/FT
K(Bal.)=	N/A
Bowl O.D.	13.38"
Bowl Lateral	0.50"
Max. PSI	430
Disch size	8",10",12"
GOULDS PUMPS	
TURBINE OPERATIONS	
Lubbock, Texas	
BOWL PERFORMANCE CURVE BASED ON PUMPING CLEAR, NON-AERATED WATER. RATED POINT ONLY IS GUARANTEED. CURVES REPRESENT SINGLE STAGE PERFORMANCE BASED ON TEST OF MULTI-STAGE BOWL ASSEMBLY. EFFICIENCY CORRECTION IS REQUIRED FOR LESSER STAGES.	

GOULDS PROPOSAL NO.	GOULDS S.O. NO.	INQUIRY NO.	CUSTOMER P.O. NO.	P.O. DATE	ITEM NO.	CUSTOMER	
PROJECT	SERVICE			GPM CAPACITY	FT. TDH	% EFFICIENCY	RPM



Curve No.	
E6213AAPC4	
Model	13RAHC
RPM	3550
EFFICIENCY CORRECTION	
1-STAGE	-5.0
2-STAGE	-2.0
3-STAGE	-1.0
4-STAGE	0.0
Impeller	ENCLOSED
Ns =	1790
K =	7.9 LBS/FT
K(Bal.)=	N/A
Bowl O.D.	13.38"
Bowl Lateral	0.50"
Max. PSI	430
Disch size	8",10",12"
GOULDS PUMPS	
TURBINE OPERATIONS	
Lubbock, Texas	
BOWL PERFORMANCE CURVE BASED ON PUMPING CLEAR, NON-AERATED WATER. RATED POINT ONLY IS GUARANTEED. CURVES REPRESENT SINGLE STAGE PERFORMANCE BASED ON TEST OF MULTI-STAGE BOWL ASSEMBLY. EFFICIENCY CORRECTION IS REQUIRED FOR LESSER STAGES.	